



*Transportation  
Improvement  
Program*

*FY 2009-2013*



*Staff to the TPO*

**Endorsed**

**June 11, 2008**

**Amended:**

**September 9, 2009**

# **FLORIDA-ALABAMA TRANSPORTATION PLANNING ORGANIZATION**

## ***TRANSPORTATION IMPROVEMENT PROGRAM***

***FISCAL YEAR 2009  
to  
FISCAL YEAR 2013***

This document is posted on [www.wfrpc.org](http://www.wfrpc.org)  
click on “documents.”

For information regarding this document, please contact  
Rhonda Grice, Transportation Planner  
West Florida Regional Planning Council, Pensacola, Florida  
Email: [rhonda.grice@wfrpc.org](mailto:rhonda.grice@wfrpc.org)

Date endorsed: June 11, 2008  
Dates Amended:

This report was financed in part by the U.S. Department of Transportation, Federal Highway Administration, the Florida Department of Transportation, and local participating governments, in partial fulfillment of UPWP Work Task C1.

**FLORIDA—ALABAMA  
TRANSPORTATION PLANNING ORGANIZATION**

***TRANSPORTATION IMPROVEMENT PROGRAM***

**FISCAL YEAR 2009 to FISCAL YEAR 2012**

Kevin W. White, Chairman  
Florida—Alabama Transportation Planning Organization (TPO)

Don Kelly, Chairman  
Technical Coordinating Committee (TCC)

Vernon Compton, Chairman  
Citizens Advisory Committee (CAC)

Mack Thetford, Chairman  
Bicycle/Pedestrian Advisory Committee (BPAC)

West Florida Regional Planning Council (WFRPC)  
*Staff to the TPO*

Prepared by the  
West Florida Regional Planning Council  
2008

## RESOLUTION FL-AL 08-21

### A RESOLUTION OF THE FLORIDA-ALABAMA TRANSPORTATION PLANNING ORGANIZATION ENDORING THE TRANSPORTATION IMPROVEMENT PROGRAM FOR FISCAL YEAR 2009 THROUGH FISCAL YEAR 2013.

**WHEREAS**, the Florida-Alabama Transportation Planning Organization (TPO) is the organization designated by the Governors of Florida and Alabama as being responsible, together with the States of Florida and Alabama, for carrying out provisions of 23 U.S.C. 134(h) and (i) (2), (3), and (4); 23 CFR 450.324, 326, 328, 330, and 332; and Section 339.175(5) and (7), Florida Statutes; and"

**WHEREAS**, the Transportation Improvement Program (TIP) shall be endorsed annually upon a roll call vote by the TPO and submitted to the Governor of the State of Florida and the State of Alabama, to the Federal Transit Administration, and through the States of Florida and Alabama to the Federal Highway Administration;

**NOW, THEREFORE, BE IT RESOLVED BY THE FLORIDA – ALABAMA TRANSPORTATION PLANNING ORGANIZATION THAT:**

1. The Fiscal Year 2009 through 2013 Transportation Improvement Program is hereby endorsed as an accurate representation of the area's transportation priorities, as developed through a continuing and comprehensive planning process carried out cooperatively by the State of Florida and local communities in accordance with the metropolitan planning provisions of U.S.C. 134;
2. Management and amendment of the TIP shall be completed according to Resolution FL-AL 07-31.

The undersigned hereby certifies that this is a true and correct copy of a Resolution endorsed at the regular meeting of the Florida-Alabama Transportation Planning Organization held on the 11<sup>th</sup> day of June 2008.

(Seal)

ATTEST:

FLORIDA-ALABAMA TRANSPORTATION  
PLANNING ORGANIZATION

BY:

  
Kevin W. White, Chairman





# TABLE OF CONTENTS

NARRATIVE	Page No.
TITLE PAGE	i
TPO MEMBERS	ii
RESOLUTION FL-AL 08-21	iii
TPO STUDY AREA	iv
TABLE OF CONTENTS	v
TRANSPORTATION IMPROVEMENT PROGRAM [TIP]	1
SAFETEA-LU REGULATIONS FOR THE TIP	1
PUBLIC INVOLVEMENT	2
AIR QUALITY	3
TIP PROCESS	4
PROJECT CATAGORIES	4
LEVEL OF EFFORT/AUTHORIZED PROJECTS: ALABAMA	5
NORTHWEST FLORIDA REGIONAL TPO	6
PROJECT LISTINGS INDEX	7
MAPS	12
<b>SECTION A: TIP PROJECT LISTINGS</b>	<b>14</b>
REPORT KEY	15
AVIATION	
Escambia County	16
Santa Rosa County	17
BICYCLE/PEDESTRIAN	
Escambia County	18
Santa Rosa County	-
BRIDGES	
Escambia County	19
Santa Rosa County	21
CAPACITY	
Escambia County	22
Santa Rosa County	23
ENHANCEMENTS	
Escambia County	25
Santa Rosa County	26
MISCELLANEOUS	
Escambia County	27
Santa Rosa County	29
PUBLIC TRANSPORTATION	
Baldwin County	32
Escambia County	33
Santa Rosa County	37
RESURFACING	
Escambia County	38
Santa Rosa County	41
SEAPORT	
Escambia County	42
TRANSPORTATION SYSTEMS MANAGEMENT (TSM)	
Escambia County	43
Santa Rosa County	45

**continued....**

<b>SECTION B: TRANSPORTATION DISADVANTAGED SUMMARY</b>	<b>46</b>
Escambia County	47
Santa Rosa County	48

**APPENDICES**

<b>APPENDIX A: GLOSSARY OF TERMS (Acronyms)</b>	<b>49</b>
<b>APPENDIX B: THE PLANNING PROCESS AND FLOWCHART</b>	<b>55</b>
<b>APPENDIX C: FEDERALLY OBLIGATED PROJECTS (FY 2008)</b>	<b>58</b>
<b>APPENDIX D: GOAL ATTAINMENT</b>	<b>82</b>
<b>APPENDIX E: DEPARTMENT OF COMMUNITY AFFAIRS LETTER</b>	<b>84</b>
<b>APPENDIX F: REGIONAL NETWORK ADOPTED FY09-13 PRIORITIES</b>	<b>86</b>
<b>APPENDIX G: FUNDING SOURCE AND PHASE CODE DESCRIPTIONS</b>	<b>92</b>
<b>APPENDIX H: FUNDING SOURCE LISTINGS, FINANCIAL SUMMARIES,                   AND CHARTS</b>	<b>101</b>
<b>APPENDIX I: ALABAMA DEPARTMENT OF TRANSPORTATION                   AUTHORIZED PROJECTS</b>	<b>109</b>

# Transportation Improvement Program

## METROPOLITAN PLANNING ORGANIZATION

*(Extract from Chapter 339.175, FS, 2003)*

It is the intent of the Legislature to encourage and promote the safe and efficient management, operation, and development of surface transportation systems that will serve the mobility needs of people and freight within and through the urbanized areas of this state, while minimizing transportation-related fuel consumption and air pollution.

To accomplish these objectives, metropolitan planning organizations, referred to in this section as MPO, shall develop, in cooperation with the state and public transit operators, transit plans and programs for metropolitan areas. The plans and programs for each metropolitan area must provide for the development and integrated management and operation of transportation systems and facilities, including pedestrian walkways and bicycle transportation facilities that will function as an intermodal transportation system for the metropolitan area, based upon the prevailing principles provided in 334.046(1).

The process for developing such plans and programs shall provide for consideration of all modes of transportation and shall be continuing, cooperative, and comprehensive, to the degree appropriate, based on the complexity of the transportation problems to be addressed.

**Note: For the purposes of this and supporting documents, the terms MPO and TPO refer to the same organization.**

## PURPOSE

Each fiscal year, the Florida - Alabama Transportation Planning Organization (TPO), in cooperation with the Florida Department of Transportation and all transit operators, updates and advances the Transportation Improvement Program (TIP) in response to transportation needs in the TPO Study Area. The purpose of the TIP is to provide a staged,

multi-year, intermodal program of transportation projects that is consistent with the TPO Long Range Transportation Plan (LRTP). TIP projects are typically improvements to the following transportation facilities or services: roads, airports, seaports, bicycle/pedestrian features, and public transportation, such as transit and transportation disadvantaged programs. The TIP contains all projects within the TPO area to be funded by Title 23 and Title 49 funds. ***The TIP also contains all regionally significant transportation projects for which federal action is required, regardless of whether the projects are to be funded with Title 23 and Title 49 funds.***

## SAFETEA-LU Regulations for TIP

Safe, Accountable, Flexible, and Efficient Transportation Equity Act: a Legacy for Users, (SAFETEA-LU) was signed into law by the President on August 10, 2005. All transportation planning organizations are expected to incorporate SAFETEA-LU into their transportation plans effective July 1, 2007.

Therefore, it is critical to be aware of any updates and additions to previous legislation such as ISTEA and TEA-21. Section 6001 specifically addresses transportation improvement ordinances and guidelines. The following lists important highlights of SAFETEA-LU:

1. TIP/STIP must be updated at least every four (4) years and contain four years worth of projects.
2. Plans must be consistent with planned growth and development plans (LRTP).
3. Security of the transportation system to be a "stand-alone" planning factor, and an increased priority from previous legislation.
4. MPO plans should include operational and management strategies to enhance the performance of the existing transportation facilities ability to relieve traffic congestion and maximize the safety of people and products.

publish or make available its transportation plans, including any documents in electronic format such as the world wide web.

6. Congestion Management Process in Transportation Management Areas (TMA): MPO must provide a process for “effective management” of transportation congestion.

7. Proposed TIP projects must be derived from locally developed public “human transit” transportation services including: Special Needs of Elderly Individuals and Individuals with Disabilities (See U.S.C. 49 sections 5310)

8. Visual aids should be included in TIP development such as photographs, charts, graphs, and any other visual aid that would enhance public knowledge of the project.

**Note: The TIP must be in place prior to MPO and State adoption of transportation plans that address SAFETEA-LU provisions.**

## **PUBLIC INVOLVEMENT PROCESS**

SAFETEA-LU Section 6001:

The following lists important highlights of SAFETEA-LU Section 6001:

1. The “Participation Plan” must allow the public “reasonable opportunities” to provide input and feedback concerning the contents of transportation plans.
2. Conduct meetings at a time and a place “convenient and accessible” to the public.
3. Provide visual aids to assist the conveyance of planning information such as related maps, brochures, charts and graphs, slides, and other presentations, which allow a project to be visualized by the community.
4. Provide access to transportation documents on electronic mediums such as the Internet.
5. Any transportation plan utilizing federal assistance should be published in a manner that would be easily accessible by the public ( i.e., Internet, local publication, or library resource)
6. A Participation Plan must be adopted before a MPO receives any federal funding for TIP projects.

The draft TIP is presented to the MPO and its advisory committees for review in April

and May with the meeting agenda advertised in local newspapers and issued as a news release. The draft TIP will be posted on the TPO web-site. In June, the final version of the TIP will be endorsed by the TPO, again at an advertised meeting, based on advisory committee and public comments.

In cases where public comment is significant, 23 Code of Federal Regulation Part 450 requires the following:

“When significant written or oral comments are received on the draft transportation plan or TIP (including the financial plan) as a result of public involvement process required by the EPA’s conformity regulations [for air quality], a summary analysis and report on the disposition of comments shall be made part of their final plan and TIP.

If the final transportation plan or TIP differs significantly from one which was made available for public comment by the TPO and raises new material issues which interested parties could not have reasonably foreseen from public involvement efforts, an additional opportunity for public comment on the revised TIP shall be made available.

If amendment to the TIP is required, public involvement shall be in accordance with CFR Part 450 Subpart C Section 326.”

## **TRANSPORTATION PLANNING FACTORS**

In 1997, the Transportation Equity Act of the 21st Century (TEA-21) broadened the planning factors and provided seven strategies for use in the project evaluation and selection process. The TPO considers these factors when working on the *Long Range Transportation Plan* (LRTP) and the *Unified Planning Work Program* (UPWP). According to TEA-21, any strategies used by the TPO in the development of transportation planning will:

1. Support the economic vitality of the metropolitan area and especially be enabling of global competitiveness, productivity and efficiency.

2. Increase the safety and security of the Transportation system for motorized and non- motorized users.
3. Increase the accessibility and mobility options available to people and freight.
4. Protect and enhance the environment, promote energy conservation, and improve the quality of life.
5. Enhance the integration and connectivity of the transportation system, across and between modes, for people and freight.
6. Promote efficient system management and operations.
7. Emphasize the preservation of the existing transportation system.

### **AIR QUALITY**

In recent TIP years, the TPO staff for the Florida– Alabama and Bay County Transportation Planning Organizations has provided air quality information and ozone readings to the TPO membership on a semi– annual or annual basis, using Florida Department of Environmental Protection (FDEP) data. Since the Clean Air Act (et al), the 8- hour ozone standard implemented by the Environmental Protection Agency (EPA) (Titles 29 and 49, U.S. Code, July 1, 2004) was the basis for all reporting in Northwest Florida. On July 11, 2007 EPA published a Notice of Proposed Rulemaking in the Federal Register, with the clear intention of strengthening the standards. In anticipation of higher standards, and the likelihood that some, if not all, of the Planning Areas in Northwest Florida will no longer be in attainment of the Air Quality ground-level ozone (produced by truck and automobile exhaust) standards, and that increased planning dollars, documentation, staff time, and effort will be required to respond to a possible non-attainment status, pro-active adjustments are being made during the FY 2009-13 TIP cycle.

TPO tasking has been added to the 2-Year UPWP for FY 2009 and 2010, in effect ramping up report activity, establishing reporting guidelines, upgrading interaction with the

public and local governments, and repositioning as an information resource for Air Quality in Northwest Florida. Air Quality data will be collected and distributed on a quarterly basis, data will be reported to the TPO and Advisory Committees through normal monthly meetings, and staff will interact with government agencies and the public on *all* air quality issues ( in addition to ground-level ozone). The new process will become evident with the changes and additions to the normal document production schedule, beginning with the FY 2009-13 TIP cycle (Project Priorities, Tentative Work Program, TIP).

### **MANAGEMENT SYSTEMS**

To improve the efficiency of the existing transportation system, TEA-21 identifies one monitoring and six management systems: congestion management, intermodal management, pavement management, bridge management, and the traffic monitoring system.

### **CONGESTION MANAGEMENT**

The TPO is responsible for implementing the Congestion Management Process (CMP) Plan, and projects identified in the Plan are included in the TIP. Each year the TPO updates its *Congestion Management Process Plan*. Projects identified through the CMP identification and evaluation process receive recognition in the TSM Project Priority criteria for development of the TIP. Projects identified through the CMP plan are given additional points in the TPO *Project Priorities*.

### **TRANSPORTATION DISADVANTAGED**

Tables providing Transportation Disadvantaged (TD) revenues are shown under the tab “Transportation Disadvantaged Summary” of this document. State legislation contained in Chapter 427 F.S., requires that a summary of programs providing the funding for transportation of the disadvantaged must be included in the TIP.

## **TIP FINANCIAL CONSTRAINTS**

The TIP is financially constrained each year by the Florida Department of Transportation Work Program and also the State Transportation Improvement Program (STIP). This is the result of close coordination of TIP development between the TPO and the Department and results when the TPO provides project Priorities to the Department, which funds the priorities until the annual funding is consumed.

The TIP Projects listings below show the funding available for each project from each source by year.

Two pie charts are located in the appendix under funding Source Listings, Financial Summaries and Charts, showing the TPO project funding. The first is in percentages by type of project and representative dollar amounts in millions of dollars. The second is a breakdown of *primary* funding sources and dollar amounts.

## **TIP PROCESS**

In April the TPO (MPO) produces a Draft *Transportation Improvement Program* (TIP), based on the *Five Year Work Program* and the adopted Project Priorities. All of the detailed funding and phase information comes from the descriptions in the *Work Program*. In April the Draft TIP is presented to the TPO and it's advisory committees for review, with the meeting agenda advertised in the local newspapers and issued as a press release to the local media. It is also posted on the TPO website.

In May, after receiving comments, the *Draft* is revised and changes are made in an electronic format available on the TPO website. Hardcopy changes are available by request.

In June, the revised TIP is endorsed by the TPO, again at an advertised meeting, based on advisory committee reviews and public comment.

## **PROJECT SELECTION**

Project selection is in accordance with 23

Code of Federal Regulations \*CFR) 3325 (b) which states "... *projects to be implemented using title 23 funds other than Federal Lands Funds or Federal Transit Act Funds shall be selected by the state and / or the MPO for the approved metropolitan TIP.*" Projects were selected from the planning area shown on the map provided, but other projects of regional significance outside the planning area were included.

## **PROJECT CATEGORIES**

**Aviation** – Aviation projects are drawn from the airport master Plan and Airport Layout Plan, developed by local authorities and reviewed by the DOT and the Federal Aviation Administration (FAA). Project Priorities are given to the TPO for inclusion in the report and may be funded by the FAA, FDOT, or Airport Authority. Airfields included in this report are the Pensacola Regional Airport and the Peter Prince Field in Milton.

**Bicycle/Pedestrian** -The TPO #5 Capacity funded Project Priority has been \$125,000 per year to fund bicycle/ pedestrian improvements. New funding in 2013 will be \$300,000 annually. The projects are identified in the *TPO Bicycle Pedestrian Plan* and are added to the *Long Range Transportation Plan*.

**Bridge** – These projects are selected by the FDOT on criteria established through bridge inspections. Bridge Sufficiency Ratings are established by the FHWA and are on a 0 (worst) to 100 (best). Funds are generally available for rehabilitation work if the bridge rating falls below 80, or are available for replacement if the rating falls below 50.

**Capacity** – Projects (such as widening existing roads or building roads on new alignments) in the TIP are from the Cost Feasible Plan of the TPO Long Range Transportation Plan Update and the Project Priorities. Capacity projects may also include "Funding Boxes" or "Action"



fund different types of projects other than traditional road construction.

**Enhancement**– TEA –21 legislation contains provisions for transportation enhancement projects, requiring the 10% of federal funds allocated to the state are for projects, including:

1. Provisions for bicycle / pedestrian facilities.
  2. Bicycle / pedestrian safety and education activities.
  3. Acquisition of scenic and or historical sights.
  4. Scenic or historic highway programs.
  5. Landscape, viewscape, or other scenic beautification.
  6. Historic preservation.
  7. Rehabilitation and operation of historical transportation buildings, structures, or facilities.
  8. Preservation of abandoned railway corridors or conversion for pedestrian or bicycle trails.
  9. Control and removal of outdoor advertising.
  10. Archaeological planning and research.
  11. Mitigation of water pollution due to stormwater runoff.
  12. Establishment of transportation museums.
- Local government may submit applications for funding of enhancement projects. District 3 allocates approximately \$2.5 million per fiscal year towards this process.

**Miscellaneous** - Supplemental projects not fitting into any one category.

**Public Transportation** – Transit projects are drawn from the TPO Five Year Transit Development Plan and priorities are provided to the TPO by the local transit operator. Projects for Community Transportation Coordinator (CTC) and the Escambia County Area Transit (ECAT) fixed route service are included in the TIP. The FTA is the primary funding source for ECAT projects, with supplementation by matching grants by the city of Pensacola and

Escambia County. The CTC receives funding directly from the Commission for the Transportation Disadvantaged.

**Resurfacing** – Also known as system preservation, these projects are determined by the FDOT. While the TPO may ask that particular roadways be examined for resurfacing needs, the priority for resurfacing is based on an engineering evaluation of pavement condition. Resurfacing projects on the State Highway System are funded through a statewide program.

**Seaport** - Port projects are drawn from the adopted Port Master Plan, for area deepwater seaports. They are primarily the domain of city government, and though the TIP is consistent with city plans, their inclusion is primarily due to the recent formation of the Seaport and Economic Development Trust Fund. This fund provides state money through the Florida Ports Council for port projects. The Port of Pensacola is the only deepwater port in this report.

**Transportation Systems Management (TSM)** - Drawn from the FDOT Candidate list and the TPO Priorities for TSM Improvements, these projects may also be identified in the TPO CMO. Some are part of studies by FDOT or local governments and are needed to improve mobility and /or safety at intersections and along existing roadways. TSM projects are typically low cost and can be constructed in less than two years with allocated District 3 funds.

## **LEVEL OF EFFORT**

At the request of the Alabama Department of Transportation, the following statement is included in the FL-AL TPO TIP: *Projects in the STIP/TIP, which are referred to as LEVEL of EFFORT (LVOE), represent certain unidentified projects which will be authorized during the given fiscal. These projects are placed in the STIP/TIP according to selected funding programs with their anticipated*



*apportionments for each fiscal year within the plan. The selected funding programs include:*

- 1. Transportation Enhancement Projects*
- 2. Safety Projects such as hazard elimination roadway and rail, high speed rail, seat belt, blood alcohol content, etc.*
- 3. Transportation and Community and System Preservation*
- 4. Recreational Trails*
- 5. Federal Aid Resurfacing Program*
- 6. GARVEE Bond Projects*
- 7. County Allocated Funds such as Off System Bridge, Optional Bridge, and STP non-urban.*
- 8. Federal Transit Sections 5311 (non-urban), and 5310 (Elderly and Disabilities)*

*Any of these LVOE type projects are pre-approved by the MPO and will not require any further MPO action prior to authorization. The MPO's will be notified as soon as the specific projects within their urban areas are selected and will have five days to decline the project. [See Appendix I, Authorized Projects.]*

#### **AMENDMENT PROCESS**

Amendments to the TIP are made in accordance with Chapter 5 of the MPO Program Management manual. The TPO has authorized the WFRPC Executive Director to administratively approve the following amendments:

1. Airport and seaport amendments, which do not materially affect surface transportation volumes in the vicinity of the subject airport or seaport.
2. Amendments which do not require a formal TIP amendment as described in Chapter 5, Section 5.13 of the MPO Program Management handbook.

#### **CONSISTENCY WITH OTHER PLANS**

Consistency with local government comprehensive plans is achieved through the long range planning process and the participation of local government staff on the TPO Technical Coordinating Committee (TCC) and the Bicycle Pedestrian Advisory Committee

(BPAC). TCC and BPAC members participate in the development of the *Project Priorities* and make recommendations to the TPO. Projects submitted by the TPO further the goals and objectives of the TPO LRTP and the Florida Transportation Plan (FTP).

#### **CERTIFICATIONS**

The last Joint FDOT/TPO Certification was held in February of 2008. The last FHWA/FTA Certification was held in June of 2006. The Joint FDOT/TPO Certification is an annual process with District 3.

#### **CONCLUSION**

The TIP represents a shift away from traditional highway growth and movement toward a multi-modal usage and planning. Accordingly, this methodology requires more intergovernmental coordination than in the past. The report is updated annually to reflect changes in the needs of the region. The TIP attempts to address those concerns deemed important by the citizens who are most affected.

#### **NORTHWEST FLORIDA REGIONAL TPO**

The Northwest Florida Regional Transportation Planning Organization is created by an interlocal agreement between Florida–Alabama and the Okaloosa–Walton TPO to study regional transportation issues affecting a four county region (Escambia, Santa Rosa, Okaloosa, and Walton Counties). The coordinated planning process includes the adoption of a Regional Network Map and Regional Network Priorities. The adopted FY 2009-2013 Priorities are included in the appendix of this document.

The Regional Network Project Priorities are broken out into funding categories to facilitate the understanding of how they are anticipated to be paid for in the adopted Florida–Alabama and Okaloosa-Walton TPO Cost Feasible Plans. The tables in Appendix F contain the RTPO priorities by primary funding sources.

# **TIP PROJECT LISTINGS INDEX**

Florida - Alabama TPO  
TIP Project Listing  
by Project Type

FDOT_ID	TPO_ID	type	proj_nam	Page #			
4203001	ea100673	Aviation	Pensacola Regional Airport Land Acquisition	16			
4222931	sa020701	Aviation	Peter Prince Field East T hanger Apron	17			
4222941	sa020702	Aviation	Peter Prince Field Construct Taxiways	17			
4159311	sa100633	Aviation	Peter Prince Field Construct T - Hangers	17			
4160441	sa100634	Aviation	Peter Prince Field Construct T - Hangers	17			
4160451	sa100635	Aviation	Peter Prince Field Construct Taxiway	17			
4177611	sa100662	Aviation	Peter Prince Field Construct T - Hangers	17			
4204051	sa110656	Aviation	Peter Prince Field Airport	17			
4097951	ebp020717	Bicycle/Pedestrian	Florida-Alabama Bicycle / Pedestrian Improvements	18			
4235421	ebp110701	Bicycle/Pedestrian	SR 95 (US 29) Palafox Street Sidewalks	18			
4235491	ebp010801	Bicycle/Pedestrian	AirwayDrive Sidewalks	18			
4169183	ee020801	Bicycle/Pedestrian	SR 290 Olive Rd Sdwk from E of SR 289 9th Ave to SR 10 A (US 90)	18			
4201461	eb020701	Bridge	SR 8A (I-110) Over City Streets Bridge #480164	21			
4201462	eb020702	Bridge	SR 8A (I-110) Over City Streets Bridge #480164	20			
4201551	eb020703	Bridge	SR 10A (US 90) Marcus Creek Bridge #480182	20			
2185241	eb100627	Bridge	SR 30 (US 98) Bayou Chico Bridges #480132/3	19			
4111181	eb100643	Bridge	SR 10 (US 90) Perdido River Bridge #480001	19			
4212431	sb020701	Bridge	SR 10 (US 90) over White River Bridge #58055	22			
4212441	sb020702	Bridge	SR 10 (US 90) over Bass Hole Cove #58057	22			
4213111	eb030801	Bridge	Bellview Avenue over Bayou Marcus Bridge No. 484073	20			
4228951	eb030802	Bridge	Bauer Road over unnamed Branch Bridge No. 484078	20			
4229001	eb030803	Bridge	CR 97 A over W Fork of Boggy CK Bridge No. 480106	20			
4235781	eb030804	Bridge	SR 95 (US 29) over SR 10 (US90A) 9 MI Rd BR. Nos. 480042 & 480043	19			
4235791	eb030805	Bridge	SR 8 ( I-10) Eleven Mile Creek BR # 480069	19			
4235801	eb030806	Bridge	SR 173 Blue Angel PW Bayou Grande Br. Nos. 480173, 480174	19			
4229071	sb030801	Bridge	SR 10 (US 90) over Macavis Bayou Bridge No. 580013	22			
4235921	sb030802	Bridge	SR 30 (US 98) Pedestrian Overpass Bridge No. 589001	22			
2186052	ec020801	Capacity	SR 10 (US 90A) 9 MI from SR 297 Pine Forest to SR 95 (US 29)	23			
2186935	sc030801	Capacity	SR Reserves for Construction on SR 87 2204423	24			
2224771	em010701	Capacity	SR 8 (I-10) from SR 291 (Davis Hwy) to SR 10A (US 90)	23			
4097921	PNMC20117a	Capacity	SR 10 (US90) Corridor Management Improvement Projects	25			
4097922	PNMC20117b	Capacity	SR 30 (US98) Corridor Management Improvement Projects	25			
4097923	em020703	Capacity	Escambia County Corridor Management Improvement Projects	23			
4097924	em020704	Capacity	Escambia County Corridor Management Improvement Projects	23			
2224691	PNMC20009	Capacity	SR 8A (I-110) SR 296 Brent Lane to Airport Blvd	23			
4210111	ec070718	Capacity	SR 292 (Perdido Key Drive)	23			
4097925	sm020701	Capacity	Santa Rosa County Corridor Management Improvement Projects	24			
2204123	sm040701	Capacity	Sr 281 (Avalon Blvd) from North of CSX R/R Bridge to SR 10 (US 90)	24			
2186934	sm110642	Capacity	Santa Rosa Reserves for Construction on Avalon Boulevard 2204124	24			
4130623	sm110643	Capacity	SR 8 (I-10) from Escambia Bay Bridge to East SR 281 Avalon	24			
4167481	sc070705	Capacity	SR 87 from N end of Clear Ck BR to Alabama State Line	24			
4206231	se110647	Enhancement	FL SR No.1 Historic Restoration Bike/Ped Path	26			
0001541	em020801	Miscellaneous	Toll Operations	28			
4123522	em020802	Miscellaneous	Florida- Alabama TPO LRTP Update	27			

Florida - Alabama TPO  
TIP Project Listing  
by Project Type

FDOT_ID	TPO_ID	type	proj_nam	Page #			
4050151	so020701	Miscellaneous	Toll Operations Garcon Point Bridge	29			
4146061	eo020707	Miscellaneous	Road Rangers Service Patrol Escambia County Interstate	28			
4153657	sm030801	Miscellaneous	SR 281 Garcon Point Bridge No. 580174 Toll Plaza	29			
4168131	so020702	Miscellaneous	Garcon Point Toll Facilities Maintenance	31			
2186931	eo100604	Miscellaneous	Escambia County/ Santa Rosa Urban Funding Box	28			
2224345	eo100664	Miscellaneous	SR 8A/ I-110 Landscaping Project Phase 2	27			
2224343	eo110650	Miscellaneous	SR 8A/ I-110 Landscaping Project Phase 1	27			
4236941	em030801	Miscellaneous	City of Pensacola Memorandum of Agreement, Routine Maintenance	27			
4237011	em030802	Miscellaneous	Escambia County Litter Removal Primary and Interstate Routine Maint	27			
4237141	em030803	Miscellaneous	Escambia County Mowing Only Interstate, Routine Maintenance	27			
4237151	em030804	Miscellaneous	Escambia County Mowing and Litter Removal Primary Routine Maint	27			
4220781	so020703	Miscellaneous	City of Milton Memorandum of Agreement	29			
4220871	so020704	Miscellaneous	Santa Rosa County Memorandum of Agreement	31			
4220961	so020705	Miscellaneous	Mowing and Litter Removal Santa Rosa County Primary	29			
4220971	so020706	Miscellaneous	Mowing Only Santa Rosa County Interstate	31			
4221081	so020707	Miscellaneous	Pushbutton Thermoplastic & RPM in Santa Rosa County	30			
4221091	so020708	Miscellaneous	Thermoplastic & RPMS in Santa Rosa County	30			
4221181	so020709	Miscellaneous	Road & Bridge Sweeping in Santa Rosa County	29			
4221241	so020710	Miscellaneous	Pushbutton Misc Concrete Repair Santa Rosa County	30			
4221371	so020711	Miscellaneous	Pushbutton Tree Trimming & Removal Santa Rosa County	31			
4221421	so020712	Miscellaneous	Pushbutton Guardrail Repair Santa Rosa County	29			
4221471	so020713	Miscellaneous	Fertilizer Santa Rosa County	30			
4221521	so020715	Miscellaneous	Fenceline Maintenance Santa Rosa County Interstate	30			
4236891	sm030802	Miscellaneous	City of Milton Memorandum Agreement Routine Maintenance	29			
4236991	sm030803	Miscellaneous	Santa Rosa County Litter Removal Primary Routine Maintenance	30			
4237001	sm030804	Miscellaneous	Santa Rosa County Litter Removal Interstate Routine Maintenance	30			
100048760	bap020804	Public Transportation	Baldwin Rural Area Trans Serv (BRATS)	32			
100047040	bap110659	Public Transportation	Baldwin Rural Area Trans Serv (BRATS)	32			
100047041	bap110661	Public Transportation	Baldwin Rural Area Trans Serv (BRATS)	32			
100048606	bap120614	Public Transportation	Baldwin Rural Area Trans Serv (BRATS)	32			
100051689	bep070701	Public Transportation	Baldwin Rural Area Trans Serv (BRATS)	32			
2270811	eo020701	Public Transportation	Escambia Cty TD Commission Trip and Equipment Grant	34			
2270812	eo020702	Public Transportation	Escambia Cty LCB Assistance Commission TD	33			
2271181	sp020701	Public Transportation	Santa Rosa TD Commission Trip & Equipment Grant	37			
2271182	sp020702	Public Transportation	Santa Rosa Cty LCB Assistance Commission TD	37			
4141011	ep100612	Public Transportation	Escambia County ECAT Transit Block Grant	35			
4156061	ep100649	Public Transportation	West FL Regional Pln Regional Commuter Assistance	35			
4156141	ep100626	Public Transportation	Escambia County Section 5307	35			
4177511	ep100661	Public Transportation	Escambia County Section 5307 Capitol	35			
4202731	ep100678	Public Transportation	Escambia County Urban Transit Corridor	35			
4202741	ep100679	Public Transportation	Escambia County Urban Transit Corridor	36			
4222581	ep020706	Public Transportation	Escambia County ECAT 5307 Capital	33			
4202761	ep100680	Public Transportation	Escambia Couny Section 5309 Capital ECAT	34			
4202771	ep020701	Public Transportation	Escambia County Section 5307	33			

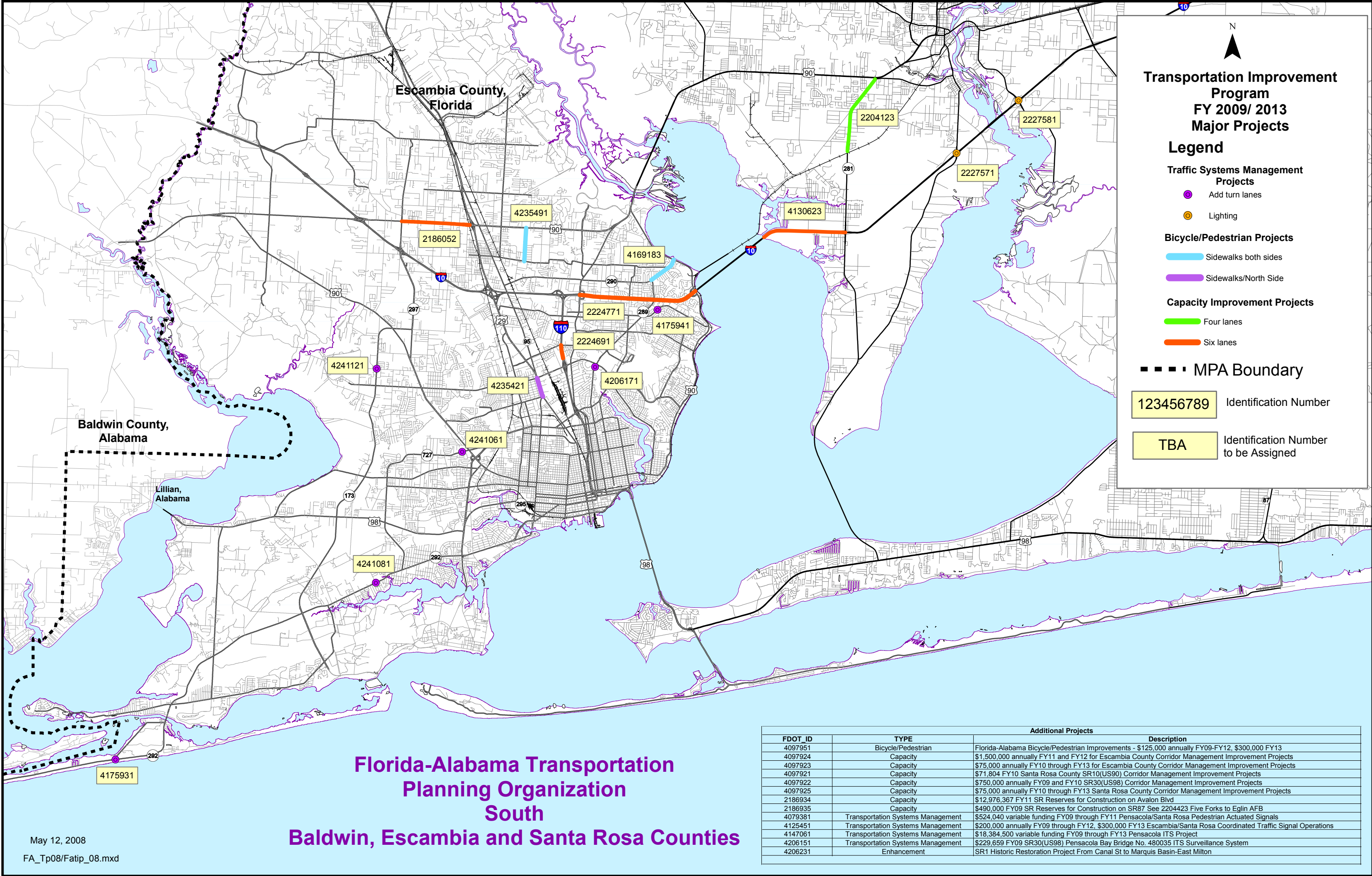
Florida - Alabama TPO  
TIP Project Listing  
by Project Type

FDOT_ID	TPO_ID	type	proj_nam	Page #			
4211581	ep030801	Public Transportation	Escambia County ECAT Job Access Commute	34			
4211591	ep030802	Public Transportation	Escambia County ECAT New Freedom	34			
4213681	ep070707	Public Transportation	Escambia County Non-urbanized Area	34			
4213711	sp020704	Public Transportation	Santa Rosa County Transit Non-Urbanized Area	37			
4217171	ep030803	Public Transportation	Florida / Alabama TPO Planning Section 5303 Grant	36			
4217331	ep070714	Public Transportation	Escambia County ECAT Transit Preventive Maintenance	35			
4217341	ep020704	Public Transportation	Escambia County ECAT Transit Service Development New Crosstown	33			
4222591	ep020702	Public Transportation	Escambia Cty Corridor ECAT Transit Oper Asstance	33			
4222601	ep020708	Public Transportation	Escambia Cty Corridor ECAT Transit Oper Asstance	34			
4234291	ep070736	Public Transportation	Escambia County 5307 Fixed Route	33			
4234911	ep070710	Public Transportation	Escambia County Transit Service Development	34			
4234921	ep070709	Public Transportation	Escambia County Transit Service Development Perdido Key	33			
4222571	ep020705	Public Transportation	Escambia County ECAT Transit Operating Assistance	33			
4134401	er100622	Resurfacing	SR 30 (US 98 Business) from SR 292 (Pace Blvd) to West of Alcaniz St	38			
4153731	er100624	Resurfacing	SR 196 (Main/Bayfront) South of Tarragona Street to 9th S	39			
4153761	er100646	Resurfacing	SR 292 CR 292A/ CR 291 to SR 295 (Navy Blvd)	39			
4153771	er100671	Resurfacing	SR 95 (US 29) SR 97 Atmore Hwy to North of Pine Barron Rd	39			
4169141	er100651	Resurfacing	SR 296 (Bayou Blvd) North of 12th to East of Firestone Blvd	39			
4169181	er100653	Resurfacing	SR 290 Olive Road East of SR 289 (9th) to SR 10A	39			
4169182	er100654	Resurfacing	SR 290 (Olive Road) CR 95A Old Palafox to Sears Blvd	40			
4192921	er100666	Resurfacing	SR 173 Blue Angel PW from end of 4 lane to Blue Angel Lane	40			
4193011	er010801	Resurfacing	SR 727 / 295 From SR 292 Pace Blvd. To SR 289 9th Avenue	39			
4193021	er020801	Resurfacing	SR 10 (US 90 / 90A) from E Perdido River Brdg to CR 97 Pine Cone Dr	38			
4193041	er020701	Resurfacing	SR 97 Atmore Hwy CR 95A Old Palafox to Alabama Line	38			
4217431	er020702	Resurfacing	SR 95 (US 29) from SR 292 Pace Blvd to SR 296 Brent Lane	38			
4230541	er030801	Resurfacing	SR 742 Burgess Road from SR 95 (US 29) to CR 95A N Palafox St	38			
4230571	er030802	Resurfacing	SR 30 (US 98) from Pensacola Bay Bridge to Bayfront Pkwy Split	38			
4230591	er030803	Resurfacing	SR 290 Olive Road from Sears Boulevard to E of SR 289 9th Ave	40			
4230611	er030804	Resurfacing	SR 289 (US 98) from SR 30A (US 98B) to SR 10A (US 90)	39			
4117051	sr100628	Resurfacing	SR 87 (Stewart St) SR 10 (US 90) to end Old 5 Lane	41			
4169371	sr100656	Resurfacing	SR 10 (US 90) CR 197A Woodbine Road to SR 281 Avalon	41			
4192971	sr110645	Resurfacing	SR 87 North of SR 4 to Alabama Line	41			
4216361	sr020701	Resurfacing	SR 10 (US 90) Stewart Street to Bayou Drive	41			
4230551	sr030801	Resurfacing	SR 281 Avalon Blvd from N of SR 8 (I-10) to CSX R/R	41			
4240471	sr030802	Resurfacing	CR 191A Mulat Road from Bayside Boulevard to SR 281 Avalon Blvd	41			
4240521	sr030803	Resurfacing	CR 197 Chumuckla Hwy from Escambia Bay to CR 197A / CR 184	41			
4231512	es030801	Seaport	Port of Pensacola Seaport Capacity Project- Seaport Hub	42			
2227571	st020701	TSM	SR 8/ I-10 CR 191 Bagdad/ Milton Lighting	45			
4125451	PNMC20117f	TSM	Escambia/Santa Rosa Corridor Traffic Signal Operations	44			
4147061	PNTS04004e	TSM	Pensacola ITS Project	44			
4175931	PNTS05008	TSM	SR 292 (Perdido Key) @ River Road Intersection	43			
4175941	PNTS05009	TSM	SR 742 Creighton Rd @ Keating Road Intersection	43			
4241061	et010801	TSM	SR 727 Fairfield Drive @ Vanderbilt Road Intersection	43			
4241081	et020801	TSM	SR 292 Gulf Beach Hwy @ Waycross Avenue Intersection	43			

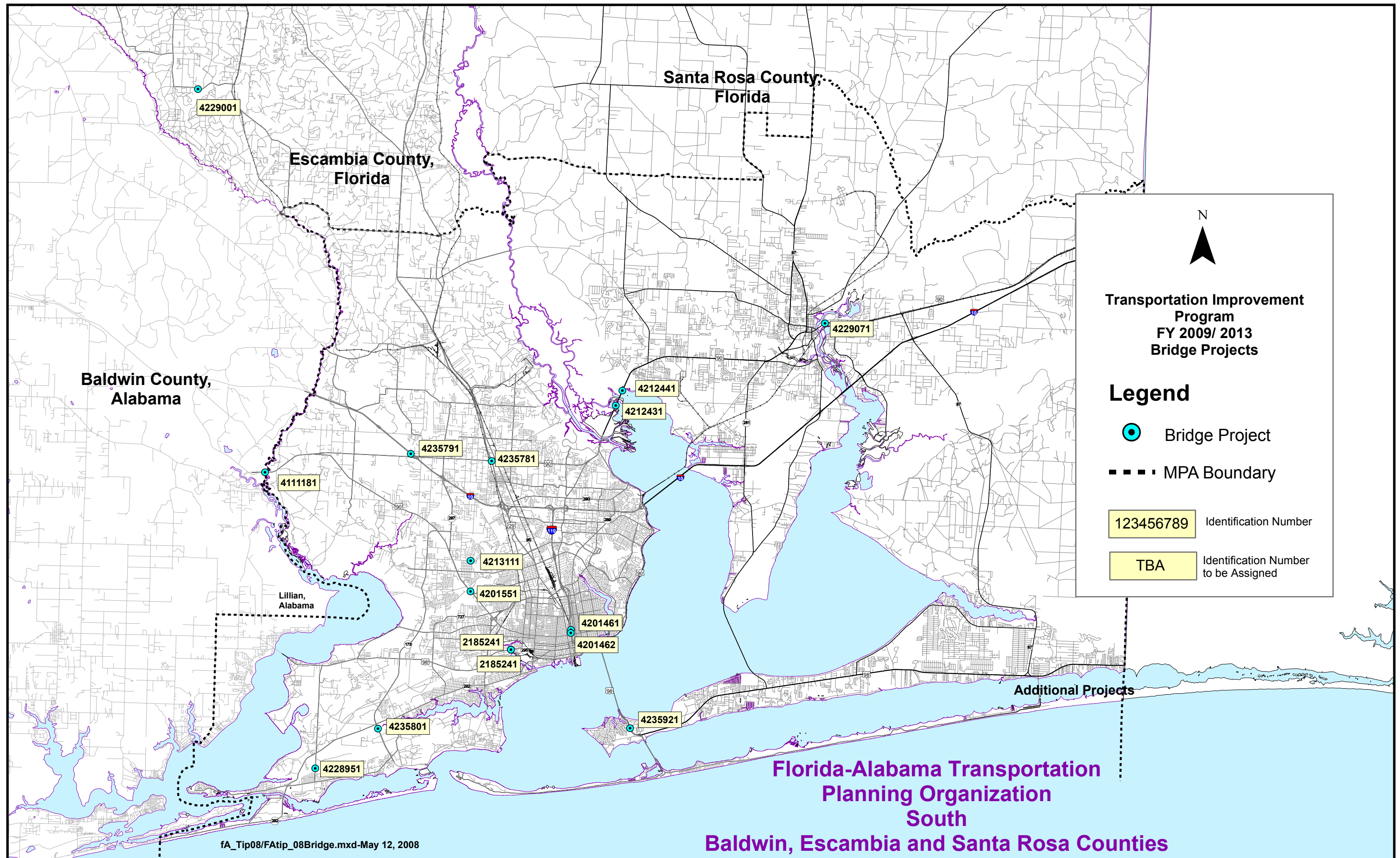
Florida - Alabama TPO  
TIP Project Listing  
by Project Type

[illegible]









fA\_Tip08/FAtip\_08Bridge.mxd-May 12, 2008

## **TIP PROJECT LISTINGS**

Project  
Type

## Example of the Report Format for the Five Year Project Listing

Capacity Projects											
TPO Transportation Improvement Program											
FDOT ID#	TPO NAME	PROJECT NAME	Five Year Programmed Costs	PHASE	FUND TYPE	Funding By Fiscal Year					COMMENTS
TPO ID#	COUNTY	TERMINI DESCRIPTION				FY2009	FY2010	FY2011	FY2012	FY2013	
ITEM											
2224691	FLORIDA- ALABAMA	SR8A (I-110)	\$1,000,000	5A CST	DIS	\$1,000,000					Committed project See funding box info project 2186931 TPO ID eo100604 TPO Major Project Priority
PNMC20009 1	Escambia	SR296 Brent Lane to Airport Blvd - Add Lanes and Reconstruct - Split Diamond Interchange, replace Airport Blvd Bridge 480074 - 6 lane									
4097924	FLORIDA- ALABAMA	Escambia Co Corridor Managmnt Improvmt Projects	\$3,000,000	5B CST	XU			\$1,500,000	\$1,500,000		TPO Priority #1 Corridor Management Plan/Studies
em020704 2	Escambia	Corridor/ Subarea Planning - TCC to identify projects - LAP Project									
4097923	FLORIDA- ALABAMA	Escambia Co Corridor Management Improvmt Projects	\$300,000	5B CST	CM		\$75,000	\$75,000	\$75,000	\$75,000	TPO Priority #1 - Corridor Management Plan/Studies
em020703 3	Escambia	Corridor/ Subarea Planning - TCC to identify projects - LAP Project									
2224771	FLORIDA- ALABAMA	SR 8 (I-10)	\$16,689,660	41 ROW	DIH		\$232,960		\$262,500		Priority #1 SIS project
em010701 4	Escambia	From SR 291 (Davis Highway) to SR 10A (US90) Scenic Hwy - Right of Way - Future Capacity- widen 6 lane to Scenic Hwy		31 PE	DIH						
				4B ROW	DI				\$958,050		
				45 ROW	DI				\$375,000		
				43 ROW	DI				\$10,091,550		
				32 PE	DI						
							\$4,769,600				
2186052	FLORIDA- ALABAMA	SR10 (US90A) 9 Mile Rd	\$1,300,000	3B PE	TRIP	\$650,000					FY09 TRIP Project
ec020801 5	Escambia	from SR297 Pine Forest to SR95 (US29) - Prelim Engr for Future Capacity Design update for capacity and safety concerns		3B PE	LF	\$650,000					

Funding by fiscal year

Additional project  
information

FDOT ID

TPO ID

See Appendix F for  
Phase and Funding  
Codes

Aviation Projects											
TPO Transportation Improvement Program											
FDOT ID#	TPO NAME	PROJECT NAME	Five Year Programmed Costs	PHASE	FUND TYPE	Funding By Fiscal Year					COMMENTS
TPO ID#	COUNTY	TERMINI DESCRIPTION				FY2009	FY2010	FY2011	FY2012	FY2013	
ITEM											
4203001	FLORIDA- ALABAMA	Pensacola Regional Airport Land Acquisition	\$8,000,400	94 CAP	LF	\$333,400	\$333,400	\$333,400	\$333,400	\$333,400	
ea100673	Escambia	Aviation Capacity Project - Acquire land - Commerce park		94 CAP	DS	\$1,000,000	\$1,000,000				
				94 CAP	DPTO				\$140	\$499,976	
1				94 CAP	DDR			\$1,000,000	\$999,860	\$500,024	

Aviation Projects											
TPO Transportation Improvement Program											
FDOT ID#	TPO NAME	PROJECT NAME	Five Year Programmed Costs	PHASE	FUND TYPE	Funding By Fiscal Year					COMMENTS
TPO ID#	COUNTY	TERMINI DESCRIPTION				FY2009	FY2010	FY2011	FY2012	FY2013	
ITEM											
4204051	FLORIDA-ALABAMA	Peter Prince Field Airport	\$280,000	94 CAP	LF			\$56,000			
sa110656	Santa Rosa	T-Hangar Construction		94 CAP	DPTO			\$224,000			
1											
4177611	FLORIDA-ALABAMA	Peter Prince Field Construct T-Hangars	\$280,000	94 CAP	LF					\$56,000	
sa100662	Santa Rosa	T-Hangar Construction -		94 CAP	DPTO					\$224,000	
2											
4160451	FLORIDA-ALABAMA	Peter Prince Field Construct Taxiway	\$750,000	94 CAP	LF			\$18,750			
sa100635	Santa Rosa	Construct/Extend Taxiway - Construct East Access Taxiway		94 CAP	FAA			\$712,500			
3				94 CAP	DPTO			\$18,750			
4160441	FLORIDA-ALABAMA	Peter Prince Field Construct T-Hangars	\$512,000	94 CAP	LF	\$102,400					
sa100634	Santa Rosa	Construct / Expand Maintenance Facilities - Construct T-Hangars		94 CAP	DPTO	\$409,600					
4											
4159311	FLORIDA-ALABAMA	Peter Prince Field Construct T-Hangars	\$560,000	94 CAP	LF				\$112,000		
sa100633	Santa Rosa	Aviation Revenue/Operational - Construct T-Hangars -		94 CAP	DDR				\$448,000		
5											
4222941	FLORIDA-ALABAMA	Peter Prince Field Construct Taxiways	\$284,000	94 CAP	LF				\$7,100		
sa020702	Santa Rosa	Aviation Capacity Project - East T-Hangar Access Taxiways - Stage 1		94 CAP	FAA				\$269,800		
6				94 CAP	DPTO				\$7,100		
4222931	FLORIDA-ALABAMA	Peter Prince Field East T-Hanger Apron	\$142,000	94 CAP	LF				\$28,400		
sa020701	Santa Rosa	Aviation Capacity Project - E. T-Hanger Apron		94 CAP	DPTO				\$113,600		
7											

Bicycle/Pedestrian Projects		TPO Transportation Improvement Program										
FDOT ID#	TPO NAME	PROJECT NAME	Five Year Programmed Costs	PHASE	FUND TYPE	Funding By Fiscal Year					COMMENTS	
TPO ID#	COUNTY	TERMINI DESCRIPTION				FY2009	FY2010	FY2011	FY2012	FY2013		
ITEM												
4169183 ee020801 1	FLORIDA-ALABAMA Escambia	SR290 Olive Road Sidewalk  From E. of SR289 9th Ave to SR10A (US90) Scenic Hwy - Construct sidewalk on north and south sides of Olive	\$668,777	61 CEI  52 CST	HSP  HSP	\$31,043  \$637,734					Safety Project	
4235421 ebp110701 2	FLORIDA-ALABAMA Escambia	SR95 (US29) Palafox Street Sidewalks  From Massachusetts Ave to SR296 Brent lane -Safety project - construct sidewalk along west side of Palafox - G/W with resurfacing 4217431in 2011	\$642,888	61 CEI  52 CST  32 PE  31 PE	HSP  HSP  HSP  DIH	     \$49,748  \$497,476					Funding from CTST 2208711, budget from district wide design, PD&E contingency 2209741. Revision 1/30/08 reducing Design Phase. Excess funds will be applied to other Safety Projects. Const funding added in FY09 for 2011	
4235491 ebp010801 3	FLORIDA-ALABAMA Escambia	Airway Drive Sidewalks  Along Airway Drive from 9 Mile Road to Johnson Avenue - Safe Routes to School project in Pensacola - Ensley Elementary School Project	\$685,387	61 CEI  58 CST  38 PE  31 PE  58 CST	SR2S  SR2S  SR2S  SR2S  SR2E	\$1,000  \$293,000  \$40,388  \$128,000	\$1,000  \$200,999				Project added as amendment 1/22/08 Fed SR2S funding. 2/12/08 Tommy Brown, Esc Cnty Engineering, "termini SB. Along Airway Dr from 9 Mile Rd to Johnson Ave." 3/4/08 Amended project description to read as shown per L. Little and J Harris w FDOT	
4097951 ebp020717 4	FLORIDA-ALABAMA Escambia	Florida-Alabama Bicycle/Pedestrian Improvements  Funding action for Escambia and Santa Rosa projects	\$925,000	58 CST  58 CST	XU  CM	\$125,000	\$125,000		\$125,000	\$125,000	\$300,000	Bike/Ped Priority #1, TPO Project Priority #4 - Safety Project - for Urban Area
4257451  5	FLORIDA-ALABAMA Escambia	SR 289 9 <sup>th</sup> Avenue Sidewalks  From SR 30A (US 98B) Chase to SR 296 Bayou Blvd	\$526,000	31 PE  38 PE  58 CST	XU  XU  XU	\$1,000  \$150,000						MPO PR #4 – side of the road to be determined – LAP project split from 4097951; limits changed from Bayfront Pkwy to Chase St 10/2008
4257452  6	FLORIDA-ALABAMA Escambia	2 <sup>nd</sup> Street Sidewalks  From Interbay Ave to SR 292 Barrancas Ave	\$701,000	31 PE  38 PE  58 CST	XU  XU  XU	\$1,000  \$150,000			\$125,000	\$125,000	\$300,000	MPO PR #4 – LAP project split from 4097951; Navy Blvd alternate – paved shoulders/bike lanes PR #2A
4189831  7	FLORIDA-ALABAMA Escambia	CR 399 Navarre Beach Rd Bike Path/trail  From CR 399 Gulf Blvd to SR 30 (US 98)	\$570,044	58 CST	HSP	\$570,044						This was amended into the 07 TIP but was never authorized. It is now a LAP JPA and will go into production as soon as Federal Funds are authorized
4268941  8	FLORIDA-ALABAMA Escambia	Broad Street Sidewalk  From Untreiner Ave to Alexia Ave	\$143,690	58 CST	FSSU	\$143,690						2009 ARRA Stimulus LAP Agreement with Escambia County

Bridge Projects			TPO Transportation Improvement Program								
FDOT ID#	TPO NAME	PROJECT NAME	Five Year Programmed Costs	PHASE	FUND TYPE	Funding By Fiscal Year					COMMENTS
TPO ID#	COUNTY	TERMINI DESCRIPTION				FY2009	FY2010	FY2011	FY2012	FY2013	
ITEM											
4111181	FLORIDA-ALABAMA	SR10/ US90 Perdido River Bridge #480001	\$25,026,457	4B ROW	EBBP	\$352,980	\$3,056,603 \$179,321 \$20,377,353				3.6 acres mitigation
eb100643	Escambia	Bridge-Replacement - substructure structurally deficient - const new bridge S. of exist Bridge on new alignment		4 1 ROW	DIH						
1				C8 ENVIR	BRAC						
				6 2 CEI	BRAC						
				6 1 CEI	BRAC						
				5 2 CST	BRAC						
				4 3 ROW	BRAC						
2185241	FLORIDA-ALABAMA	SR 30 (US 98) Bayou Chico Bridges Nos. 480032/3	\$9,676,037	5 2 CST	LF	\$60,000					
eb100627	Escambia	Bridge Replacement- Replace structurally deficient bridges on Navy Blvd - JPA w Esc Cty for lighting - add 4' bike lane ea direction		3 2 PE	LF	\$81,641					
2				6 1 CEI	DIH						
				3 1 PE	BRAC						
				6 2 CEI	BNBR	\$1,017,324					
				5 2 CST	BNBR	\$8,477,700					
4235801	FLORIDA-ALABAMA	SR173 Blue Angel Pkwy Bayou Grande Bridges	\$192,268	6 1 CEI	DIH	\$5,000	\$28,203				
eb030806	Escambia	Bridge Nos. 480173, 174 - Bridge Repair/Rehabilitation - Bridge repair project on SR173 Blue Angel Parkway - Seal entire deck surface due to extensive cracking		3 1 PE	DIH		\$159,065				
3				5 2 CST	BRRP						
4235791	FLORIDA-ALABAMA	SR8 (I-10) Eleven Mile Creek Bridge No. 480069	\$34,500	7 2 MAINT	D		\$34,500				
eb030805	Escambia	Bridge Repair/Rehabilitation - Fast Response Project - Clean bat guano out of expansion joints and off top of caps - add netting at diaphragm joint to prevent roosting									
4											
4235781	FLORIDA-ALABAMA	SR95 (US29) Over SR10 (US90A) 9 Mile Rd Bridges	\$677,463	6 1 CEI	DIH	\$5,000	\$77,889				
eb030804	Escambia	Bridge Nos. 480042 and 43 - Painting -Clean and Paint all structural steel		3 1 PE	DIH		\$594,574				
5				5 2 CST	BRRP						



Bridge Projects											
TPO Transportation Improvement Program											
FDOT ID#	TPO NAME	PROJECT NAME	Five Year Programmed Costs	PHASE	FUND TYPE	Funding By Fiscal Year					COMMENTS
TPO ID#	COUNTY	TERMINI DESCRIPTION				FY2009	FY2010	FY2011	FY2012	FY2013	
ITEM											
4229001	FLORIDA-ALABAMA	CR97 Over W. Fork Boggy Creek Bridge No. 480106	\$3,554,208	6 2 CEI	BRTZ	\$458,500		\$887 \$32,743 \$2,217		\$395,212	
eb030803	Escambia	Bridge Replacement - Replace low level bridge west of Bay Springs		6 1 CEI	BRTZ					\$29,905	
6				5 2 CST	BRTZ					\$2,634,744	
				4B ROW	BRTZ						
				4 3 ROW	BRTZ						
				4 1 ROW	BRTZ						
			3 1 PE	BRTZ							
4228951	FLORIDA-ALABAMA	Bauer Rd Over Unnamed Branch Bridge No. 484078	\$2,439,167	3 1 PE	DIH	\$16,000		\$887 \$32,743 \$2,217		\$287,552	
eb030802	Escambia	Bridge Replacement - Replace low level bridge E. of SR292 and N. of CR297		6 2 CEI	BRTZ	\$21,759					
7				6 1 CEI	BRTZ	\$1,917,009					
				5 2 CST	BRTZ						
				4B ROW	BRTZ						
				4 3 ROW	BRTZ						
				4 1 ROW	BRTZ						
				3 2 PE	BRTZ	\$160,000					
4213111	FLORIDA-ALABAMA	Bellview Ave Over Bayou Marcus Bridge No. 484073	\$3,012,268	3 1 PE	DIH	\$10,000		\$1,663 \$65,352 \$2,217		\$322,446	
eb030801	Escambia	Bridge Replacement - Replace low level bridge E. of Mobile Hwy and N. of Michigan Ave		6 2 CEI	BRTZ	\$24,399					
8				6 1 CEI	BRTZ	\$2,149,640					
				5 2 CST	BRTZ						
				4B ROW	BRTZ						
				4 3 ROW	BRTZ						
				4 1 ROW	BRTZ						
				3 2 PE	BRTZ	\$435,551					
4201551	FLORIDA-ALABAMA	SR10A(US 90) Marcus Crk Brdg No. 480182	\$43,399	6 1 CEI	DIH	\$6,899					
eb020703	Escambia	Bridge Repair/Rehabilitation - Replace all expansion joints		3 1 PE	DIH	\$31,500					
9				5 2 CST	BRRP						
4201462	FLORIDA-ALABAMA	SR 8A(I-110) Over City Streets Bridge No. 480164	\$2,922,119	6 1 CEI	DIH	\$28,758					
eb020702	Escambia	Bridge - Painting - paint interior/exterior of steel box girders		3 1 PE	DIH	\$354,711					
10				6 2 CEI	BRRP	\$2,533,650					
				5 2 CST	BRRP						

Bridge Projects			TPO Transportation Improvement Program								
FDOT ID#	TPO NAME	PROJECT NAME	Five Year Programmed Costs	PHASE	FUND TYPE	Funding By Fiscal Year					COMMENTS
TPO ID#	COUNTY	TERMINI DESCRIPTION				FY2009	FY2010	FY2011	FY2012	FY2013	
ITEM											
4201461	FLORIDA-ALABAMA	SR 8A(I-110) Over City Sts Bridge No. 480164	\$208,428	6 1 CEI	DIH	\$30,178					
eb020701	Escambia	Bridge Repair/Rehabilitation - replace all expansion joints		3 1 PE	DIH	\$173,250					
11				5 2 CST	BRRP						

Bridge Projects												TPO Transportation Improvement Program											
FDOT ID#	TPO NAME	PROJECT NAME		Five Year Programmed Costs	PHASE	FUND TYPE	Funding By Fiscal Year					COMMENTS											
TPO ID#	COUNTY	TERMINI DESCRIPTION					FY2009	FY2010	FY2011	FY2012	FY2013												
ITEM																							
4235921	FLORIDA-ALABAMA	SR30(US98) Pedestrian Overpass Bridge No. 589001		\$321,704	6 1 CEI	DIH	\$5,000	\$42,454															
sb030802	Santa Rosa	Bridge - Painting ..Bridge project on US98 Gulf Breeze Parkway - paint steel			3 1 PE	DIH		\$274,250															
1					5 2 CST	BRRP																	
4229071	FLORIDA-ALABAMA	SR10(US90) Over Macavis Bayou Bridge No. 580013		\$12,182,599	3 1 PE	DIH	\$42,850																
sb030801	Santa Rosa	Bridge Replacement - Replace low level bridge in Milton - structurally deficient			6 2 CEI	BRAC						\$1,045,662											
2					6 1 CEI	BRAC						\$671,328											
					5 2 CST	BRAC						\$6,971,080											
					4B ROW	BRAC				\$137,358													
					4 5 ROW	BRAC				\$94,809													
					4 3 ROW	BRAC				\$1,767,062													
					4 1 ROW	BRAC				\$22,950													
					3 2 PE	BNBR		\$1,428,500															
4212441	FLORIDA-ALABAMA	SR10(US 90) Over Bass Hole Cove Bridge No. 580057			\$7,544,624	6 1 CEI		DIH				\$59,253											
sb020702	Santa Rosa	Bridge Replacement - replace low level bridge due to structural deficiency - demolish existing bridge and construct two 12' travel lanes w/10' shoulders		3 1 PE		DIH	\$54,000																
3				6 2 CEI		BNBR					\$738,361												
				5 2 CST		BNBR					\$6,153,010												
				3 2 PE		BNBR	\$540,000																
4212431	FLORIDA-ALABAMA	SR10(US 90) over White River Bridge No. 580055		\$29,044,813	6 1 CEI	DIH				\$213,052													
sb020701	Santa Rosa	Bridge Replacement - Replace low level bridge due to structural deficiency - demolish existing bridge and construct two 12' travel lanes w/10' shoulders			3 1 PE	DIH		\$156,000															
4					5 2 CST	BRAC					\$10,710,514												
					6 2 CEI	BNBR					\$2,905,260												
					5 2 CST	BNBR					\$13,499,987												
					3 2 PE	BNBR		\$1,560,000															

Capacity Projects												TPO Transportation Improvement Program											
FDOT ID#	TPO NAME	PROJECT NAME		Five Year Programmed Costs	PHASE	FUND TYPE	Funding By Fiscal Year					COMMENTS											
TPO ID#	COUNTY	TERMINI DESCRIPTION					FY2009	FY2010	FY2011	FY2012	FY2013												
ITEM																							
2224691	FLORIDA- ALABAMA	SR8A (I-110)		\$1,000,000	5A CST	DIS	\$1,000,000					Committed project See funding box info project 2186931 TPO ID eo100604 TPO Major Project Priority											
PNMC20009 1	Escambia	SR296 Brent Lane to Airport Blvd - Add Lanes and Reconstruct - Splt Diamond Interchange, replace Airpt Blvd Bridge 480074 - 6 lane																					
4097924  em020704 2	FLORIDA- ALABAMA  Escambia	Escambia Co Corridor Managmnt Improvmnt Projects Corridor/ Subarea Planning - TCC to identify projects - LAP Project		\$3,000,000	5 8 CST	XU			\$1,500,000	\$1,500,000		TPO Priority #1 Corridor Management Plan/Studies											
4097923  em020703 3	FLORIDA- ALABAMA  Escambia	Escambia Co Corridor Management Improvmt Projects Corridor/ Subarea Planning - TCC to identify projects - LAP Project		\$300,000	5 8 CST	CM		\$75,000	\$75,000	\$75,000	\$75,000	TPO Priority #1 - Corridor Management Plan/Studiies											
2224771  em010701 4	FLORIDA- ALABAMA  Escambia	SR 8 (I-10)  From SR 291 (Davis Highway) to SR 10A (US90) Scenic Hwy - Right of Way - Future Capacity- widen 6 lane to Scenic Hwy		\$16,689,660	4 1 ROW 3 1 PE 4B ROW 4 5 ROW 4 3 ROW 3 2 PE	DIH DIH DI DI DI		\$232,960     \$4,769,600		\$262,500  \$958,050 \$375,000 \$10,091,550		Priority #1 SIS project											
4210111  ec070718 5	FLORIDA- ALABAMA  Escambia	SR292 (Perdido Key Dr)  from Alabama Line to the S. End of ICWW Bridge - Prelim Engr for Future Capacity 4 lane -		\$2,732,000	3 8 PE 3 8 PE	TRIP LF	\$1,366,000 \$1,366,000					TRIP project - includes 3 linked PD&E studies for corridor improvmt as alternative for SR30(US98) in W. Escambia Cty											
2186052  ec020801 6	FLORIDA- ALABAMA  Escambia	SR10 (US90A) 9 Mile Rd  from SR297 Pine Forest to SR95 (US29) - Prelim Engr for Future Capacity Design update for capacity and safety concerns		\$1,300,000	3 8 PE 3 8 PE	TRIP LF	\$650,000 \$650,000					FY09 TRIP Project											

Capacity Projects												TPO Transportation Improvement Program											
FDOT ID#	TPO NAME	PROJECT NAME		Five Year Programmed Costs	PHASE	FUND TYPE	Funding By Fiscal Year					COMMENTS											
TPO ID#	COUNTY	TERMINI DESCRIPTION					FY2009	FY2010	FY2011	FY2012	FY2013												
ITEM																							
4130623	FLORIDA- ALABAMA	SR8(1-10)		\$12,425,280	4 B ROW	NHAC				\$1,760,000		TPO Project Priority #3 - includes widening of Avalon Overpass Bridges - SIS project											
sm110643  1	Santa Rosa	From Escambia Bay Bridge to E. SR281 Avalon Blvd - Right of Way - Future Capacity - Multilane 6 lane from E. End of New Escambia Bay Bridge to E. of SR281 -			4 5 ROW	NHAC				\$1,000,000													
					4 3 ROW	NHAC				\$5,500,000													
					4 1 ROW	NHAC				\$190,000													
					3 1 PE	DIH																	
					3 2 PE	DI				\$270,480 \$3,704,800													
2186934	FLORIDA- ALABAMA	SR Reserves for Constuctn on Avalon Blvd 2204124		\$12,976,367	5 2 CST	HPP			\$12,976,367		TPO Project Priority												
sm110642  2	Santa Rosa	Funding Action - Boxed funds for Avalon Blvd from I-10 to N. of R/R Bridge																					
2204123	FLORIDA- ALABAMA	SR281 Avalon Blvd		\$28,738,586	5 2 CST	XU			\$50,000	\$11,637,574		Committed Project - Ph II 2204124 - TPO Project Priority											
sm040701  3	Santa Rosa	from N. of CSX R/R Bridge to SR10(US90) - add lanes and reconstruct - construction of multi-lane, 4 lane - bike/ped features - redesign intersection US90			6 2 CEI	EB				\$3,049,814													
					6 1 CEI	EB				\$223,653													
					5 2 CST	EB				\$2,125,800													
					5 7 CST	DDR																	
					5 2 CST	DDR				\$11,651,745													
4097925	FLORIDA- ALABAMA	Santa Rosa Cty Corridor Mgmnt Imprvmnt Projects		\$300,000	5 8 CST	XU		\$75,000	\$75,000	\$75,000	\$75,000	TPO Project Priority No.1 - Corridor Management Plan/Studies - LAP Project											
sm020701  4	Santa Rosa	Corridor/Sub-area Planning - TCC to identify projects			5 8 CST	CM																	
4167481	FLORIDA- ALABAMA	SR 87		\$29,722	2 2 PD&E	HPP	\$29,722					See 4167482 for Design R/W Const - Clear Creek to MPO Boundary Congressional Earmark funding											
sc070705  5	Santa Rosa	from N. End of Clear Creek BR to Alabama State Line - PD&E/EMO Study - for Multilane 4 lane improvement																					
2186935	FLORIDA- ALABAMA	SR Reserves for Constructn on SR87 2204423		\$490,000	5 2 CST	S129	\$490,000					Section 129 2008 Federal Appropriations Act Earmark											
sc030801  6	Santa Rosa	Funding Action - Boxed funds for SR87 from Five Forks to Eglin AFB																					

Capacity Projects		TPO Transportation Improvement Program									
FDOT ID#	TPO NAME	PROJECT NAME	Five Year Programmed Costs	PHASE	FUND TYPE	Funding By Fiscal Year					COMMENTS
TPO ID#	COUNTY	TERMINI DESCRIPTION				FY2009	FY2010	FY2011	FY2012	FY2013	
ITEM											
4097922 PNMC20117b 7	FLORIDA-ALABAMA  Santa Rosa	SR30 (US 98) Corridor Mgmt Improvement Projects  Corridor Improvement - Countywide	\$2,250,000	58 CST	DS	\$750,000	\$750,000				MPO Priority No. 1B - LAP Project - Funded based on adopted project priorities
4097921 PNMC20117a 8	FLORIDA-ALABAMA  Santa Rosa	SR10 (US 90) Corridor Mgmt Improvement Projects  Corridor Improvements - LAP project	\$99,002	58 CST	DS		\$71,804				Funded based on adopted project priorities -
4167483  9	FLORIDA-ALABAMA  Santa Rosa	SR 87 S / SR 87 N Connector New Alignment (to include US 90)  PD&E study for new alignment of new connection between SR 87S & SR 87N @ the intersection of US 90 to within the vicinity of Whiting Field	\$2,613,046	21 PD&E 22 PD&E 22 PD&E	DIH HIP S129	\$5,000 \$2,118,046 \$490,000					Federal Earmarks Programmed – HPP 3903 (F296) remaining funds of \$2,118,045 and section 129 earmark from Approp. Act 2008 (F348) \$490,000
2204125  10	FLORIDA-ALABAMA  Santa Rosa	SR 281 Avalon Blvd, Add lanes and reconstruct  From south of Commerce Rd to SR 10 (US90)	\$14,473,151	52 CST 52 CST 56 56 61 CEI 62 CEI	HPP HPP DS DIOH SU SU	  \$720,000 \$208,100  \$123,687 \$1,351,770	\$10,400,116 \$2,597,578    				This project will be a July letting & was broken out of 2204123; construction for a multi-use 4 lane – Phase 1; Design and ROW under 2204121 per MPO request 12/2008; o acres mitigation; EMO with 2204361
2204126  11	FLORIDA-ALABAMA  Santa Rosa	SR 281 Avalon Blvd, Add lanes and reconstruct  From north of CSX R/R Bridge to south of Commerce Rd	\$11,292,378	52 CST 61 CEI 62 CEI	FSF1 EB FSF1	\$9,802,832 \$92,378 \$1,397,168					ARRA Project - Construction for multi-lane phase 2 with appr bike/ped features – Design and ROW under 2204121 per MPO request 12/2008- 0 acres mitigation; EMO with 2204361
4167484  12	FLORIDA-ALABAMA  Santa Rosa	SR87 PD&E Study - Expansion  Study to includes area defined by the following 3 points: 1) North of Clear Creek Bridge, 2) Intersection of US90 and Glover Ln, 3) Intersection of US90 and SR87S	\$475,000	22 PD&E	TCSP		\$475,000				Funds from 2009 Discretionary Earmark per HR1105
4079382  13	FLORIDA-ALABAMA  Escambia/ Santa Rosa	Pensacola/Santa Rosa Pedestrian Actuated Signal Project  Traffic Signals	\$1,909,497	31 PE 32 PE 52 CST 61 CEI 62 CEI	DIH SU SU SU SU	  \$5,000 \$300,000   	    	\$603,350 \$79,039 \$120,670	\$627,550 \$59,788 \$114,100		MPO Priority #1; split out from 4079381.

Enhancement Projects											
TPO Transportation Improvement Program											
FDOT ID#	TPO NAME	PROJECT NAME	Five Year Programmed Costs	PHASE	FUND TYPE	Funding By Fiscal Year					COMMENTS
TPO ID#	COUNTY	TERMINI DESCRIPTION				FY2009	FY2010	FY2011	FY2012	FY2013	
ITEM											
4206231	FLORIDA- ALABAMA	FL SR No. 1 Historic Restoration Bike/Ped Path	\$678,900	6 1 CEI 5 8 CST	SE SE		\$5,000				Committed project - Enhancement Project Priority
se110647	Santa Rosa	Bike Lane/Sidewalk - E. of Milton Rehab and Connection Phase 1 - from Russell Harbor Landing Pk to Marquis Bayou Canal and fr Canal to Marquis Basin on Blackwater Rvr					\$673,900				
1											



Miscellaneous Projects												TPO Transportation Improvement Program											
FDOT ID#	TPO NAME	PROJECT NAME		Five Year Programmed Costs	PHASE	FUND TYPE	Funding By Fiscal Year					COMMENTS											
TPO ID#	COUNTY	TERMINI DESCRIPTION					FY2009	FY2010	FY2011	FY2012	FY2013												
ITEM																							
4237011	FLORIDA-ALABAMA	Escambia County Litter Removal Primary/Interstate		\$83,000	7 2 MAINT	D		\$83,000															
em030802	Escambia	Routine Maintenance																					
1																							
4237151	FLORIDA-ALABAMA	Escambia County Mowing and Litter Removal Primary		\$300,000	7 2 MAINT	D		\$300,000															
em030804	Escambia	Routine Maintenance																					
2																							
2224345	FLORIDA-ALABAMA	SR 8A/I-110 Landscaping Project Phase 2		\$1,198,207	6 1 CEI 5 2 CST	DIH DI		\$13,447 \$1,184,760				SIS Priority #5											
eo100664	Escambia	Landscaping of I-110 corridor for const proj 2224691 SR8A I-110 from S. of new viaduct Br S. of SR742 Burgess Rd																					
3																							
4237141	FLORIDA-ALABAMA	Escambia County Mowing Only Interstate		\$150,000	7 2 MAINT	D		\$150,000															
em030803	Escambia	Routine Maintenance																					
4																							
4236941	FLORIDA-ALABAMA	City of Pensacola Memorandum of Agreement		\$462,000	7 8 MAINT	D		\$462,000															
em030801	Escambia	Routine Maintenance																					
5																							
4123522	FLORIDA-ALABAMA	Florida-Alabama TPO LRTP Update		\$373,000	1 2 PLN	D					\$373,000												
em020802	Escambia	Planning Models/Data Update - Update of the Florida-Alabama Long Range Transportation Plan																					
6																							
2224343	FLORIDA-ALABAMA	SR 8A/ I-110 Landscaping Project Phase 1		\$1,147,932	6 1 CEI 5 2 CST	DIH DI	\$12,882 \$1,135,050					SIS Priority #4											
eo110650	Escambia	Landscaping of I-10/I-110 corridor for construction - SR8A I-110 from South of SR742 Burgess Rd to I-10																					
7																							

Miscellaneous Projects		TPO Transportation Improvement Program									
FDOT ID#	TPO NAME	PROJECT NAME	Five Year Programmed Costs	PHASE	FUND TYPE	Funding By Fiscal Year					COMMENTS
TPO ID#	COUNTY	TERMINI DESCRIPTION				FY2009	FY2010	FY2011	FY2012	FY2013	
ITEM											
4146061 eo020707 8	FLORIDA-ALABAMA  Escambia	Road Rangers Serv Patrol Escambia Co Interstate  Rest Area Maint Contract – routine maintenance contract G/W 4158361	\$2,034,000	72 MAINT	D	\$348,000	\$358,000	\$369,000	\$380,000	\$391,000	
2186931 eo100604 9	FLORIDA-ALABAMA  Escambia	Escambia/Santa Rosa Urban Funding Box  Funding Action – Right of Way fund box for Escambia & Santa Rosa Counties	\$7,926,174	62 CEI  61 CEI  52 CST  32 PR	XU  XU  XU	\$29,819  \$21,868  \$40,000  \$28,768	  \$29,442  \$200,000	  \$51,000  \$200,000	\$77,000  \$4,094  \$689,775  \$200,000		
0001541 em020801 10	FLORIDA-ALABAMA  Escambia	Toll Operations  Toll Plaza Operations	\$356,043	81 OPS	D	\$53,000	\$55,000	\$60,000	\$65,000	\$70,000	
4261701  11	FLORIDA-ALABAMA  Escambia	SR95 (US29) Drainage Improvements  From South of Jackson to North of Cottage St	\$505,000	52 CST  61 CEI  62 CEI	FSSL  EB  FSSL	\$416,667  \$5,000  \$83,333					2009 ARRA local project
4272701  12	FLORIDA-ALABAMA  Escambia	Becks Lake Rd Rail Safety Project  Crossing # 339637D R/R Crossing	\$212,850	57 CST  61 CEI	HSP  DIH	   \$1,000	\$211,850				Install Flashing Lights & Gates, Install New Cabinet; Safety Discretionary Funding, HWY/RAIL Grade Crossings, Located in NW Escambia County, NW of Gonzalez

Miscellaneous Projects			TPO Transportation Improvement Program								
FDOT ID#	TPO NAME	PROJECT NAME	Five Year Programmed Costs	PHASE	FUND TYPE	Funding By Fiscal Year					COMMENTS
TPO ID#	COUNTY	TERMINI DESCRIPTION				FY2009	FY2010	FY2011	FY2012	FY2013	
ITEM											
4153657	FLORIDA- ALABAMA	SR281 Garcon Point Bridge No. 580174	\$35,000	3 2 PE	DSBC	\$15,000	\$20,000				Central Office Project - Continuing contract authorization w PBSJ for Misc Toll Facilities Capital Design Work as needed
sm030801	Santa Rosa	Toll Plaza - Garcon Point Bridge General Consultant -									
1											
4050151	FLORIDA- ALABAMA	Toll Operations Garcon Pt. Bridge	\$7,503,269	8 B OPS 8 1 OPS	TOBC TOBC	\$703,053 \$449,872	\$744,646 \$463,368	\$786,735 \$477,269	\$829,337 \$491,587	\$872,468 \$506,335	
so020701	Santa Rosa	Toll Plaza - Toll operations									
2											
4220781	FLORIDA- ALABAMA	City of Milton Memorandum of Agreement	\$76,000	7 8 MAINT	D	\$76,000					
so020703	Santa Rosa	Routine Maintenance Contract -									
3											
4221181	FLORIDA- ALABAMA	Road & Bridge Sweeping in Santa Rosa Co	\$125,000	7 2 MAINT	D	\$125,000					
so020709	Santa Rosa	Routine Maintenance -									
4											
4221421	FLORIDA- ALABAMA	Pushbutton Guardrail Repair Santa Rosa Co	\$150,000	7 2 MAINT	D	\$150,000					
so020712	Santa Rosa	Routine Maintenance -									
5											
4236891	FLORIDA- ALABAMA	City of Milton Memorandum of Agreement	\$76,000	7 8 MAINT	D		\$76,000				
sm030802	Santa Rosa	Routine Maintenance									
6											
4220961	FLORIDA- ALABAMA	Mowing and Litter Removal Santa Rosa Co Primary	\$350,000	7 2 MAINT	D	\$350,000					
so020705	Santa Rosa	Routine Maintenance									
7											

Miscellaneous Projects			TPO Transportation Improvement Program								
FDOT ID#	TPO NAME	PROJECT NAME	Five Year Programmed Costs	PHASE	FUND TYPE	Funding By Fiscal Year					COMMENTS
TPO ID#	COUNTY	TERMINI DESCRIPTION				FY2009	FY2010	FY2011	FY2012	FY2013	
ITEM											
4221091	FLORIDA- ALABAMA	Thermoplastic & RPMS in Santa Rosa Co	\$250,000	7 2 MAINT	D	\$250,000					
so020708	Santa Rosa	Routine Maintenance -									
8											
4221081	FLORIDA- ALABAMA	Pushbutton Thermoplastic & RPM in Santa Rosa Co	\$100,000	7 2 MAINT	D	\$100,000					
so020707	Santa Rosa	Routine Maintenance -									
9											
4236991	FLORIDA- ALABAMA	Santa Rosa County Litter Removal Primary	\$157,500	7 2 MAINT	D		\$157,500				
sm030803	Santa Rosa	Routine Maintenance -									
10											
4221241	FLORIDA- ALABAMA	Pushbutton Misc Concrete Repair Santa Rosa Co	\$200,000	7 2 MAINT	D	\$200,000					
so020710	Santa Rosa	Routine Maintenance -									
11											
4237001	FLORIDA- ALABAMA	Santa Rosa County Litter Removal Interstate	\$89,000	7 2 MAINT	D		\$89,000				
sm030804	Santa Rosa	Routine Maintenance -									
12											
4221521	FLORIDA- ALABAMA	Fenceline Maint. Santa Rosa Co Interstate	\$58,000	7 2 MAINT	D	\$58,000					
so020715	Santa Rosa	Routine Maintenance -									
13											
4221471	FLORIDA- ALABAMA	Fertilizer Santa Rosa Co	\$50,000	7 2 MAINT	D	\$50,000					
so020713	Santa Rosa	Routine Maintenance -									
14											

Miscellaneous Projects			TPO Transportation Improvement Program								
FDOT ID#	TPO NAME	PROJECT NAME	Five Year Programmed Costs	PHASE	FUND TYPE	Funding By Fiscal Year					COMMENTS
TPO ID#	COUNTY	TERMINI DESCRIPTION				FY2009	FY2010	FY2011	FY2012	FY2013	
ITEM											
4168131	FLORIDA-ALABAMA	Garcon Point Toll Facilities Maintenance	\$466,401	7 B MAINT	TMBC	\$73,685	\$77,369	\$81,237	\$85,300	\$89,564	
so020702	Santa Rosa	Toll Plaza									
15											
4220971	FLORIDA-ALABAMA	Mowing Only Santa Rosa Co Interstate	\$150,000	7 2 MAINT	D	\$150,000					
so020706	Santa Rosa	Routine Maintenance -									
16											
4221371	FLORIDA-ALABAMA	Pushbutton Tree Trimming & Removal Santa Rosa Co	\$50,000	7 2 MAINT	D	\$50,000					
so020711	Santa Rosa	Routine Maintenance -									
17											
4220871	FLORIDA-ALABAMA	Santa Rosa Co Memorandum of Agreement	\$200,000	7 8 MAINT	D	\$200,000					
so020704	Santa Rosa	Routine Maintenance Contract -									
18											

Public Transportation Projects												TPO Transportation Improvement Program											
FDOT ID#	TPO NAME	PROJECT NAME		Five Year Programmed Costs	PHASE	FUND TYPE	Funding By Fiscal Year					COMMENTS											
TPO ID#	COUNTY	TERMINI DESCRIPTION					FY2009	FY2010	FY2011	FY2012	FY2013												
ITEM																							
100048606	FLORIDA-ALABAMA	Baldwin Rural Area Transportation Service (BRATS)		\$40,802	8 4 OPS	STPLL			\$40,802			Adjusted funding 3/4/08											
bap120614	Baldwin	Flexible Funds Transfer to FTA for the Lillian Area for FY 2011																					
1																							
100047041	FLORIDA-ALABAMA	Baldwin Rural Area Transportation Service (BRATS)		\$40,802	8 4 OPS	STPLL		\$40,802				Adjusted funding 3/4/08											
bap110661	Baldwin	Flexible funds transfer to FTA for the Lillian area for FY 2010																					
2																							
100047040	FLORIDA-ALABAMA	Baldwin Rural Area Transportation Service (BRATS)		\$40,802	8 4 OPS	STPLL	\$40,802					Adjusted funding 3/4/08											
bap110659	Baldwin	Flexible funds transfer tp FTA transit for the Lillian area for FY 2009.																					
3																							
100051689	FLORIDA-ALABAMA	Baldwin Rural Area Trans Service (BRATS)		\$40,802	8 4 OPS	STPLL					\$40,802	TELUS updated 3/4/08 with ALDOT ID - adjusted funding											
bap070701	Baldwin	Flex funds transfer to FTA for the Lillian Area FY2013 - STPLL funds - Transit																					
4																							
100048760	FLORIDA-ALABAMA	Baldwin Rural Area Trans Serv (BRATS)		\$40,802	8 4 OPS	STPLL				\$40,802		Adjusted funding 3/4/08											
bap020804	Baldwin	Flexible Funds Transfer to FTA for the Lillian area for FY 2012																					
5																							

Public Transportation Projects												TPO Transportation Improvement Program											
FDOT ID#	TPO NAME	PROJECT NAME		Five Year Programmed Costs	PHASE	FUND TYPE	Funding By Fiscal Year					COMMENTS											
TPO ID#	COUNTY	TERMINI DESCRIPTION					FY2009	FY2010	FY2011	FY2012	FY2013												
ITEM																							
4234921	FLORIDA- ALABAMA	Escambia County Transit Service Development		\$100,000	8 4 OPS	LF	\$50,000						Perdido Key Route										
ep070709	Escambia	Transit Service Demonstration - Perdido Key route			8 4 OPS	DDR	\$50,000																
1																							
2270812	FLORIDA- ALABAMA	Escambia Cty LCB Assistance Commission TD		\$146,257	1 4 PLN	TDTF	\$23,455	\$24,183	\$24,787	\$25,407	\$25,407												
eo020702	Escambia	TD Commission - Capital - Planning Grant																					
2																							
4202771	FLORIDA- ALABAMA	Escambia County Section 5307		\$3,875,000	9 4 CAP	LF			\$775,000														
ep020701	Escambia	Capital for Fixed Route - Purchases buses, etc - preventive maint			9 4 CAP	FTA			\$3,100,000														
3																							
4217341	FLORIDA- ALABAMA	Escambia County ECAT Transit Service Development		\$400,000	8 4 OPS	LF	\$100,000																
ep020704	Escambia	Transit Service Demonstration - New Crosstown Route			8 4 OPS	DDR	\$100,000																
4																							
4222571	FLORIDA- ALABAMA	Escambia County ECAT Transit Operating Assistance		\$3,142,844	8 4 OPS	LF				\$766,547	\$804,875												
ep020705	Escambia	Operating for Fixed Route - Operating assistance			8 4 OPS	DDR				\$766,547	\$804,875												
5																							
4222581	FLORIDA- ALABAMA	Escambia County ECAT 5307 Capital		\$4,000,000	9 4 CAP	LF				\$800,000													
ep020706	Escambia	Capital for Fixed Route - purchase buses, preventive maint, ADA, misc			9 4 CAP	FTA				\$3,200,000													
6																							
4222591	FLORIDA- ALABAMA	Escambia Cty Corridor ECAT Transit Oper Assstance		\$400,000	8 4 OPS	DDR				\$200,000	\$200,000												
ep020707	Escambia	Urban Corridor Improvements - Hwy 295 Fairfield Drive - Operating assistance																					
7																							

Public Transportation Projects		TPO Transportation Improvement Program									
FDOT ID#	TPO NAME	PROJECT NAME	Five Year Programme d Costs	PHAS E	FUND TYPE	Funding By Fiscal Year					COMMENTS
TPO ID#	COUNTY	TERMINI DESCRIPTION				FY2009	FY2010	FY2011	FY2012	FY2013	
ITEM											
4222601 ep020708 8	FLORIDA- ALABAMA  Escambia	Escambia Cty Corridor ECAT Transit Oper Assistance  Urban Corridor Improvements – Davis Hwy – Operating Assistance	\$400,000	84 OPS	DDR				\$200,000	\$200,000	
4211581 ep030801 9	FLORIDA- ALABAMA  Escambia	Escambia Cty ECAT Job Access Commute  Operating for Fixed Route – Low Income and Welfare Transit Service for Jobs	\$437,996	84 OPS 84 OPS	LF FTA	\$46,927 \$187,713					
4211591 ep030802 10	FLORIDA- ALABAMA  Escambia	Escambia Cty ECAT New Freedom  Operating for Fixed Route – Alternative Transit for Disabled	\$242,495	84 OPS 84 OPS	LF FTA	\$26,016 \$104,064					
2270811 eo020701 11	FLORIDA- ALABAMA  Escambia	Escambia Cty TD Commission Trip and Equip. Grant  TD Commission – Capital – T/E Grant	\$3,500,708	84 OPS 84 OPS 84 OPS	TDTF TDDR LF	\$484,123 \$48,623 \$59,312	\$482,523 \$48,623 \$59,016	\$487,874 \$48,623 \$59,611	\$493,356 \$48,623 \$60,220	\$493,356 \$48,623	
4213681 ep070707 12	FLORIDA- ALABAMA  Escambia	Escambia County Transit – Non Urbanized Area  Operating/Admin Assistance – Escambia County 5311	\$256,906	84 OPS 84 OPS	LF DU	\$128,453 \$128,453					
4202761 ep100680 13	FLORIDA- ALABAMA  Escambia	Escambia County Section 5309 Capital ECAT  Capital for Fixed Route – Purchase buses and misc	\$10,080,000	94 CAP 94 CPA	LF FTA	\$336,000 \$1,344,000	\$336,000 \$1,344,000	\$336,000 \$1,344,000	\$336,000 \$1,344,000	\$336,000 \$1,344,000	Congressional earmark
4234911 ep070710 14	FLORIDA- ALABAMA  Escambia	Escambia County Transit Service Development  Transit Svc Demonstration – Southwest Pensacola route	\$383,000	84 OPS 84 OPS	LF DDR	\$191,500 \$191,500					



Public Transportation Projects											
TPO Transportation Improvement Program											
FDOT ID#	TPO NAME	PROJECT NAME	Five Year Programmed Costs	PHASE	FUND TYPE	Funding By Fiscal Year					COMMENTS
TPO ID#	COUNTY	TERMINI DESCRIPTION				FY2009	FY2010	FY2011	FY2012	FY2013	
ITEM											
4217331	FLORIDA-ALABAMA	Escambia County ECAT Transit Preventive Maint	\$781,250	94 CAP	XU	\$125,000	\$125,000	\$125,000	\$125,000	\$125,000	Capitalize maint, upgrade tech and equipmt - MPO funds for transit STEP
ep070714	Escambia	Capital for Fixed Route - Capitalize Maintenance - upgrade technology and equipment - MPO funds for Transit STEP		94 CAP	LF	\$31,250	\$31,250	\$31,250	\$31,250	\$31,250	
15											
4234291	FLORIDA-ALABAMA	Escambia County 5307 Fixed Route	\$4,125,000	94 CAP	LF						\$825,000 \$3,300,000
ep070736	Escambia	Capital for Fixed Route - buses, shelters, preventive maintenance		94 CAP	FTA						
16											
4141011	FLORIDA-ALABAMA	Escambia County ECAT Transit Block Grant	\$5,704,836	84 OPS	LF	\$694,888	\$722,545	\$744,221			
ep100612	Escambia	Operating for Fixed Route - Operating assistance		84 OPS	DDR	\$694,888	\$722,545	\$744,221			
17											
4156141	FLORIDA-ALABAMA	Escambia County Section 5307	\$3,875,000	94 CAP	LF	\$775,000					
ep100626	Escambia	Capital for Fixed Route - Expansion/Replacement Buses/Misc Equipmt		94 CAP	FTA	\$3,100,000					
18											
4156061	FLORIDA-ALABAMA	West FL Regional Planng Commuter Assitance	\$996,000	84 OPS	DDR	\$298,000	\$357,000	\$175,000			
ep100649	Escambia	Commuter Transportation Assistance									
19											
4177511	FLORIDA-ALABAMA	Escambia County Section 5307 Capital	\$3,875,000	94 CAP	LF		\$775,000				
ep100661	Escambia	Capital for Fixed Route - Purchase buses, vans, preventive maint, equipmt		94 CAP	FTA		\$3,100,000				
20											
4202731	FLORIDA-ALABAMA	Escambia County Urban Transit Corridor	\$800,000	84 OPS	DDR	\$200,000	\$200,000	\$200,000			
ep100678	Escambia	Urban Corridor Improvements - SR295 Fairfield Drive									
21											

Public Transportation Projects		TPO Transportation Improvement Program									
FDOT ID#	TPO NAME	PROJECT NAME	Five Year Programmed Costs	PHASE	FUND TYPE	Funding By Fiscal Year					COMMENTS
TPO ID#	COUNTY	TERMINI DESCRIPTION				FY2009	FY2010	FY2011	FY2012	FY2013	
ITEM											
4202741 ep100679 22	FLORIDA-ALABAMA  Escambia	Escambia County Urban Transit Corridor  Urban Corridor Improvements – SR281 Davis Hwy	\$800,000	84 OPS	DDR	\$200,000	\$200,000	\$200,000			
4217171 ep030803 23	FLORIDA-ALABAMA  Escambia	Florida-Alabama TPO Planning Section 5303 Grant  Modal Systems Planning – Transit Planning	\$255,938	14 PLN 14 PLN 14 PLN 14 PLN	LF DU DS DPTO	\$13,129 \$105,033  \$13,129					
To be Assigned 24	FLORIDA-ALABAMA  Escambia	Escambia County Transit – Non Urbanized Area Capital Stimulus (5311)	\$233,333	94 CAP	DU	\$233,333					
4265441 25	FLORIDA-ALABAMA  Escambia	Escambia County 5307 Fixed Route Capital Stimulus	\$4,031,579	94 CAP	FTA	\$4,031,579					

Public Transportation Projects		TPO Transportation Improvement Program									
FDOT ID#	TPO NAME	PROJECT NAME	Five Year Programmed Costs	PHAS E	FUND TYPE	Funding By Fiscal Year					COMMENTS
TPO ID#	COUNTY	TERMINI DESCRIPTION				FY2009	FY2010	FY2011	FY2012	FY2013	
ITEM											
4213711 sp020704 1	FLORIDA-ALABAMA  Santa Rosa	Santa Rosa County Transit Non-Urbanized Area  Operating/Admin Assistance – 5311	\$501,968	84 OPS 84 OPS	LF DU	\$142,993 \$142,993					
2271182 sp020702 2	FLORIDA-ALABAMA  Santa Rosa	Santa Rosa Cty LCB Assistance Commission TD  TD Commission – Capital – Planning Grant	\$123,823	14 PLN	TDTF	\$19,967	\$20,339	\$20,847	\$21,369	\$21,369	
2271181 sp020701 3	FLORIDA-ALABAMA  Santa Rosa	Santa Rosa TD Commission Trip & Equipment Grant  TD Commission – Capital – T/E Grant	\$2,151,372	84 OPS 84 OPS 84 OPS	TDTF TDDR LF	\$285,907 \$22,560 \$34,184	\$291,311 \$65,422 \$34,887	\$295,146 \$65,422 \$35,313	\$299,075 \$22,667 \$35,749	\$299,075 \$22,667	
4266461  4	FLORIDA-ALABAMA  Santa Rosa	Santa Rosa County Transit – Non Urbanized Area Capital Stimulus (5311)  Preventative maintenance for buses	\$750	94 CAP	FSDU	\$750					An additional \$166,000 will be available for the purchase of buses under project #4266221 94 01

Resurfacing Projects											
TPO Transportation Improvement Program											
FDOT ID#	TPO NAME	PROJECT NAME	Five Year Programmed Costs	PHASE	FUND TYPE	Funding By Fiscal Year					COMMENTS
TPO ID#	COUNTY	TERMINI DESCRIPTION				FY2009	FY2010	FY2011	FY2012	FY2013	
ITEM											
4134401	FLORIDA-ALABAMA	SR30 (US98 Business)	\$4,656,284	5 2 CST	LF	\$68,550					
er100622	Escambia	from SR292 (Pace Blvd) to West of Alcaniz St Resurfacing		5 7 CST	DS						
1				6 1 CEI	DIH	\$41,393					
				6 2 CEI	DDR	\$530,341					
				5 2 CST	DDR	\$4,011,000					
4193041	FLORIDA-ALABAMA	SR97 Atmore Hwy	\$20,661,954	3 2 PE	DS						
er020701	Escambia	from CR95A Old Palafox to Alabama Line - Resurfacing - includes guardrail upgrades, joint replacement bridge Nos. 480017 and 18 ovr Boggy Creek and Windy Hollow Crk		6 1 CEI	DIH		\$25,861				
2				3 1 PE	DIH						
				6 2 CEI	DDR	\$1,625,037					
				5 2 CST	DDR	\$17,105,652					
4217431	FLORIDA-ALABAMA	SR95(US 29)	\$2,666,705	6 1 CEI	EB			\$208,235			
er020702	Escambia	from SR292 Pace Blvd to SR 296 Brent Lane - Resurfacing - on Palafox - includes SR292 and SR296 intersections		5 2 CST	EB			\$1,834,670			
3				3 2 PE	DS						
				3 1 PE	DIH						
4193021	FLORIDA-ALABAMA	SR10 (US90/90A)	\$7,982,406	3 2 PE	DS	\$1,154,581					
er020801	Escambia	from E. Perdido River Bridge to CR97 Pine Cone Drive - Resurfacing - No mast arm upgrades - County working to signalize CR399		6 1 CEI	DIH			\$219,938			
4				3 1 PE	DIH	\$115,428					
				5 2 CST	DDR			\$6,491,459			
4230541	FLORIDA-ALABAMA	SR742 Burgess Road	\$629,614	5 2 CST	DS			\$536,663			
er030801	Escambia	from SR95 (US29) to CR95A N. Palafox St - Resurfacing - No mast arms and paved shoulders; mill and resurface WBRT @ US29		6 1 CEI	DIH			\$83,074			
5				3 1 PE	DIH	\$9,877					
4230571	FLORIDA-ALABAMA	SR30 (US98)	\$742,341	5 2 CST	DS			\$645,848			
er030802	Escambia	from Pensacola Bay Bridge to Bayfront Pkwy Split - Resurfacing - Resf on Bayfront Pkwy/Gregory St Westbound only - no paved shoulder construction		6 1 CEI	DIH			\$84,606			
6				3 1 PE	DIH	\$11,887					

Resurfacing Projects												TPO Transportation Improvement Program											
FDOT ID#	TPO NAME	PROJECT NAME		Five Year Programmed Costs	PHASE	FUND TYPE	Funding By Fiscal Year					COMMENTS											
TPO ID#	COUNTY	TERMINI DESCRIPTION					FY2009	FY2010	FY2011	FY2012	FY2013												
ITEM																							
4193011	FLORIDA- ALABAMA	SR727/295		\$2,935,910	5 7 CST	DS	\$393,978		\$20,000														
er010801	Escambia	from SR292 Pace Blvd to SR289 9th Avenue - Resurfacing - goes with 4241061 intersection improvement SR727 Fairfield at Vanderbilt Rd			3 2 PE	DS							\$265,879										
7					6 1 CEI	DIH																	
					3 1 PE	DIH								\$39,398			\$2,215,655						
		5 2 CST	DDR																				
4230611	FLORIDA- ALABAMA	SR289 (US98)		\$1,342,083	5 7 CST	DS		\$20,000															
er030804	Escambia	from SR30A (US98B) to SR10A (US90) - Resurfacing - On SR289 Ninth Ave from SR30A Chase St to SR10A Cervantes			5 2 CST	DS							\$1,168,017 \$132,569										
8					6 1 CEI	DIH																	
					3 1 PE	DIH								\$21,497									
4153771	FLORIDA- ALABAMA	SR95 (US 29)		\$5,134,077	6 1 CEI	DIH		\$111,824 \$577,781 \$4,444,472															
er100671	Escambia	SR97 Atmore Hwy to North of Pine Barron Rd - Resurfacing - guardrail upgrades to bridge No. 480155 over Pine Barren Creek			6 2 CEI	DDR																	
9					5 2 CST	DDR																	
4153731	FLORIDA- ALABAMA	SR196 (Main/Bayfront)		\$963,080	6 1 CEI	DIH	\$10,755 \$131,355 \$820,970																
er100624	Escambia	South of Tarragona St to 9th Avenue South - Resurfacing -			6 2 CEI	DDR																	
10					5 2 CST	DDR																	
4153761	FLORIDA- ALABAMA	SR292		\$7,688,071	6 2 CEI	DS	\$816,699 \$6,805,832 \$65,540																
er100646	Escambia	CR292A/CR291 to SR295 (Navy Blvd) - Resurfacing Sorrento Rd/Gulf Beach Hwy - add sidewalks both sides from Patton Dr to Navy Blvd - add mast arms @ Fairfield			5 2 CST	DS																	
11					6 1 CEI	DIH																	
4169141	FLORIDA- ALABAMA	SR296(Bayou Blvd)		\$1,102,597	6 1 CEI	DIH		\$14,258 \$1,088,339															
er100651	Escambia	North of 12th Avenue to East of Firestone Blvd - Resurfacing - no sidewalk work			5 2 CST	DDR																	
12																							
4169181	FLORIDA- ALABAMA	SR290 Olive Road		\$1,164,527	6 2 CEI	EB	\$150,184 \$13,117 \$1,001,226					Termini reads SR290 Olive E of SR289 (9th Ave) to SR 10A Scenic Hwy											
er100653	Escambia	East of SR289 (9th) to SR10A(US90) Scenic Hwy - Resurfacing - add ped features at Scenic			6 1 CEI	EB																	
13					5 2 CST	EB																	

Resurfacing Projects		TPO Transportation Improvement Program									
FDOT ID#	TPO NAME	PROJECT NAME	Five Year Programmed Costs	PHASE	FUND TYPE	Funding By Fiscal Year					COMMENTS
TPO ID#	COUNTY	TERMINI DESCRIPTION				FY2009	FY2010	FY2011	FY2012	FY2013	
ITEM											
4169182 er100654 14	FLORIDA-ALABAMA Escambia	SR290 (Olive Rd) CR95A Old Palafox to Sears Blvd – Resurfacing – paved shoulders added under 4163783 – no signal upgrade at CR95A	\$634,105	62 CEI 61 CEI 52 CST 57 CST	EB EB EB DDR	\$85,804 \$7,026 \$546,275					
4192921 er100666 15	FLORIDA-ALABAMA Escambia	SR173 Blue Angel Parkway From end of 4 lane to Blue Angel Lane- Resurfacing- Joint replacement, guardrail upgrades to bridge #480167 over Bayou Marcus – no paved shoulders	\$5,062,427	61 CEI 52 CST	DIH DDR			\$218,661 \$4,843,766			
4230591 er030803 16	FLORIDA-ALABAMA Escambia	SR290 (Olive Rd) From Sears Blvd to E of SR289 (9 <sup>th</sup> Ave) – Resurfacing – Mill and resurface shoulders due to joint issue	\$5,836,993	52 CST 32 PE 61 CEI 31 PE	DS DS DIH DIH	\$776,681 \$77,668			\$4,530,876 \$450,768		
4239011 17	FLORIDA-ALABAMA Escambia	National Park Service, Gulf Islands National Seashore-Overlay all public roads and parking areas within Fort Pickens	\$690,000	52 CST	EFLHD		\$690,000				
4266761 18	FLORIDA-ALABAMA Escambia	CR297 Dog Track Rd Resurfacing From 5940' to Gulf Beach Hwy	\$363,178	58 CST	FSSU	\$363,178					2009 ARRA Local Project LAP W/ Escambia County
4266771 19	FLORIDA-ALABAMA Escambia	CR95A Old Palafox Resurfacing From E Roberts Blvd to 9 Mile Rd	\$858,684	58 CST	FSSU	\$858,684					2009 ARRA Local Project LAP W/ Escambia County
4266781 20	FLORIDA-ALABAMA Escambia	CR95A Old Palafox Resurfacing From Memory Ln to N 9 Mile Rd	\$1,923,650	58 CST	FSSU	\$1,923,650					2009 ARRA Local Project LAP W/ Escambia County
4266791 21	FLORIDA-ALABAMA Escambia	CR498 Copter Rd Resurfacing From Ellyson Park Entrance to 9 Mile Rd	\$499,053	58 CST	FSSU	\$499,053					2009 ARRA Local Project LAP W/ Escambia County
4266801 22	FLORIDA-ALABAMA Escambia	CR453 W Street Resurfacing From North SR95 (US29) to Fairfield Dr	\$2,527,424	58 CST	FSSU	\$2,527,424					2009 ARRA Local Project LAP W/ Escambia County
4268911 23	FLORIDA-ALABAMA Escambia	CR297 Dog Track Rd Resurfacing From SR173 (Blue Angel Pkwy) to SR30/US98 (Farin Dr)	\$871,927	58 CST	FSSU	\$871,927					2009 ARRA Local Project LAP W/ Escambia County
4268921 24	FLORIDA-ALABAMA Escambia	Johnson Avenue Resurfacing From Gatewood Rd to SR290 (Olive Rd)	\$409,790	58 CST	FSSU	\$409,790					2009 ARRA Local Project LAP W/ Escambia County
4268932 25	FLORIDA-ALABAMA Escambia	CR99 (Beulah Road) Resurfacing From W Nine Mile Rd to S of Isaacs Ln	\$539,323	58 CST	FSSU	\$539,323					2009 ARRA Local Project LAP W/ Escambia County

Resurfacing Projects			TPO Transportation Improvement Program								
FDOT ID#	TPO NAME	PROJECT NAME	Five Year Programmed Costs	PHASE	FUND TYPE	Funding By Fiscal Year					COMMENTS
TPO ID#	COUNTY	TERMINI DESCRIPTION				FY2009	FY2010	FY2011	FY2012	FY2013	
ITEM											
4192971	FLORIDA- ALABAMA	SR 87	\$4,955,937	6 1 CEI	EB		\$463,609				
sr110645	Santa Rosa	from North of SR 4 to Alabama Line - Resurfacing -		5 2 CST	EB		\$4,492,328				
1											
4169371	FLORIDA- ALABAMA	SR10(US90)	\$10,244,042	6 2 CEI	DS	\$1,088,010					ADA Improvements, exclude Park and Ride, funding comes from Corridor Mgt dollars
sr100656	Santa Rosa	from CR197A Woodbine Rd to SR281 Avalon - Resurfacing - Resurface Carolina Street in Milton - WBLT, EBLT, EBRT @ W. Spencerfield Rd, WBLT @ Idlewood		5 2 CST	DS	\$9,066,750					
2				6 1 CEI	DIH	\$89,282					
4117051	FLORIDA- ALABAMA	SR87(Stewart St)	\$2,302,988	6 2 CEI	EB	\$280,035					Project includes ADA upgrades - does not include NBRTL @ Munson Hwy
sr100628	Santa Rosa	from SR10(US90) to End of Old 5 Lane - Resurfacing - Resurface No. 4 in Milton to N. of CR191N -		6 1 CEI	EB	\$22,703					
3				5 2 CST	EB	\$2,000,250					
4240521	FLORIDA- ALABAMA	CR197 Chumuckla Hwy	\$1,338,744	5 8 CST	LF	\$334,686					
sr030803	Santa Rosa	from Escambia Bay to CR197A/CR184 - Resurfacing - Small County Outreach Program (SCOP) in Pace		5 8 CST	GRSC	\$1,004,058					
4											
4240471	FLORIDA- ALABAMA	CR191A Mulat Road	\$1,120,944	5 8 CST	LF	\$280,236					
sr030802	Santa Rosa	from Bayside Blvd to SR281 Avalon Blvd - Small County Outreach Program (SCOP) in SE Milton		5 8 CST	GRSC	\$840,708					
5											
4230551	FLORIDA- ALABAMA	SR281 Avalon Blvd	\$1,678,082	5 2 CST	DS			\$1,482,529			
sr030801	Santa Rosa	from N. of SR8(I-10) to CSX R/R - Resurfacing - in Milton - Pavement rehab in advance of multi-laning - no peripheral work		6 1 CEI	DIH			\$168,267			
6				3 1 PE	DIH	\$27,286					
4216361	FLORIDA- ALABAMA	SR10(US 90)	\$1,706,122	5 2 CST	DS			\$1,188,193			guardrail upgrades at 580013 - ADA upgrades
sr020701	Santa Rosa	from SR87 Stewart Street to Bayou Drive - Resurfacing - Resurface Caroline St in Milton - except out Blackwater River and Macavis Bayou Brs -98 and 13 -		3 2 PE	DS						
7				6 1 CEI	DIH			\$134,859			
				3 1 PE	DIH						

Seaport Projects			TPO Transportation Improvement Program								
FDOT ID#	TPO NAME	PROJECT NAME	Five Year Programmed Costs	PHASE	FUND TYPE	Funding By Fiscal Year					COMMENTS
TPO ID#	COUNTY					FY2009	FY2010	FY2011	FY2012	FY2013	
ITEM		TERMINI DESCRIPTION									
4231512	FLORIDA-ALABAMA	Port of Pensacola	\$286,545	94 CAP	PORT	\$286,545					
es030801	Escambia	Seaport Capacity Project - Seaport Hub									
1											



TSM Projects			TPO Transportation Improvement Program								
FDOT ID#	TPO NAME	PROJECT NAME	Five Year Programmed Costs	PHASE	FUND TYPE	Funding By Fiscal Year					COMMENTS
TPO ID#	COUNTY	TERMINI DESCRIPTION				FY2009	FY2010	FY2011	FY2012	FY2013	
ITEM											
4175941	FLORIDA-ALABAMA	SR742 (Creighton Rd)	\$1,929,139	6 1 CEI	XU	\$196,639					Committed project TSM Project Priority
PNTS05009	Escambia	at Keating Road Intersection - Add Turn Lane(s) and install mast arm signals		5 2 CST	XU	\$1,732,500					
1											
4175931	FLORIDA-ALABAMA	SR292 (Perdido Key)	\$989,768	6 2 CEI	XL	\$135,039					Committed project TSM Project Priority #2
PNTS05008	Escambia	at River Road Intersection - add left turn lanes - Add EB and WB LT lanes w 125' storage, no construction until USFWS clearance.		6 1 CEI	XL	\$10,729					
				5 2 CST	XL	\$818,999					
				5 2 CST	USFW	\$25,001					
2											
4079381	FLORIDA-ALABAMA	Pensacola/Santa Rosa Pedestrian Actuated signals	\$718,575	6 1 CEI	XU	\$17,640	\$15,000				Funding based on previous Major Project Priority status
et110662	Escambia	Traffic Signals -Installation of pedestrian actuated signal features		5 2 CST	XU	\$176,400	\$150,000				
				6 1 CEI	CM			\$15,000			
				5 2 CST	CM			\$150,000			
3											
4206171	FLORIDA-ALABAMA	SR289 (9th Ave) at Carpenter Creek Dr Intersection	\$487,384	4B ROW	XU						Committed project TSM Project Priority #2
et100667	Escambia	add right turn lanes - construct NBRT lane w 125' storage		4 3 ROW	XU						
				4 1 ROW	XU						
				6 1 CEI	CM		\$56,164				
4				5 2 CST	CM		\$362,820				
4241121	FLORIDA-ALABAMA	SR173 Blue Angel Pwy @ Bellview Ave Intersection	\$1,072,919	6 1 CEI	HSP		\$186,207				08 TIP amended 02/12/08.
et020802	Escambia	Add left turn lanes - 08 Safety Project - Construct NB & SB LT Lanes w 100' storage		5 2 CST	HSP		\$710,712				
				3 2 PE	HSP						
				3 1 PE	DIH						
5											
4241081	FLORIDA-ALABAMA	SR292 Gulf Beach Hwy @ Waycross Ave Intersection	\$1,023,161	6 1 CEI	HSP		\$99,282				08 TIP amended 02/12/08 -
et020801	Escambia	Add left turn lanes - 08 Safety Project - Construct EB & WB LT lanes w 100' storage		5 2 CST	HSP		\$757,879				
				3 2 PE	HSP						
				3 1 PE	DIH						
6											
4241061	FLORIDA-ALABAMA	SR727 Fairfield Drive @ Vanderbilt Rd Intersection	\$1,280,450	6 1 CEI	XU				\$44,975		Goes with resurfacing project 4193011 in 2012
et010801	Escambia	Intersection improvement - add left turn lanes - Const EB and WBLT lanes connecting 3 lane sects - const paved shoulders/concrete shldr gutter		5 2 CST	XU				\$1,003,850		
				3 2 PE	DS	\$212,500					
				3 1 PE	DIH	\$18,125					
7											

TSM		TPO Transportation Improvement Program									
FDOT ID#	TPO NAME	PROJECT NAME	Five Year Programme d Costs	PHASE	FUND TYPE	Funding By Fiscal Year					COMMENTS
TPO ID#	COUNTY	TERMINI DESCRIPTION				FY2009	FY2010	FY2011	FY2012	FY2013	
ITEM											
4206151 et100669 8	FLORIDA- ALABAMA  Escambia	SR30 (US98) Pensacola Bay Bridge No. 480035  ITS Surveillance System – ITS expansion to add cameras for video monitoring	\$232,470	61 CEI 52 CST	CM CM		\$35,010 \$197,460				TSM Priority #1
4125451 PNMC20117f 9	FLORIDA- ALABAMA  Escambia	Escambia/Santa Rosa Coor Traffic Signal Operations  Traffic Signals – to be used in coor w/cities of Pensacola, Gulf Breeze, and Milton to establish joint office and hire full-time staff	\$1,300,000	58 CST 58 CST	XU CM	\$200,000	\$200,000	\$200,000	\$200,000	\$300,000	
4147061 PNTS04004e 10	FLORIDA- ALABAMA  Escambia	Pensacola ITS Project  Traffic Management Centers – Traffic Mgmt Ct Bldg and Freeway Mgmt Sys Infrastructure for I-10 urban area and I-110 corridor – Funding Action	\$20,063,277	82 OPS	DITS	\$5,570,000	\$5,000,500	\$2,604,500	\$2,604,500	\$2,604,500	
4241151  11	FLORIDA- ALABAMA  Escambia	SR296 Michigan Ave Lighting  From Bristol Rd to Pipeline Rd	\$41,000	56 CST	HSP	\$41,000					

TSM		TPO Transportation Improvement Program									
FDOT ID#	TPO NAME	PROJECT NAME	Five Year Programmed Costs	PHASE	FUND TYPE	Funding By Fiscal Year					COMMENTS
TPO ID#	COUNTY	TERMINI DESCRIPTION				FY2009	FY2010	FY2011	FY2012	FY2013	
ITEM											
2227581 st030801 1	FLORIDA-ALABAMA  Santa Rosa	SR8 (I-10) at CR389 Milton Exit Lighting	\$973,955	61CEI 52 CST	HSP HSP		\$112,810 \$861,145				Lighting – 09 Safety Project – High mast lighting
2227571 st020701 2	FLORIDA-ALABAMA  Santa Rosa	SR8 (I-10) at CR 191 Bagdad/Milton	\$1,350,859	61 CEI 52 CST 32 PE 31 PE	HSP HSP HSP DIH	\$128,609 \$981,750					Lighting – FY07 Safety Project – Install mast lighting
4258811  3	FLORIDA-ALABAMA  Santa Rosa	SR30 (US98) Intersection/Median Improvements @ A. Jackson and Hoffman Drive  From Fairpoint Drive to A. Jackson	\$100,000	58 CST	HSP	\$100,000					To limit left turning movements & improve access management – LAP with City of Gulf Breeze to make median improvements  RES 08-42

# **TRANSPORTATION DISADVANTAGED SUMMARY**



[illegible]

**APPENDIX A:**

**GLOSSARY OF  
TIP TERMS  
(Acronyms)**

## FLORIDA TRANSPORTATION ACRONYMS

Acronym	Definition	Description
ALDOT	Alabama Department of Transportation	State agency responsible for transportation issues and planning in Alabama.
CAC	Citizens' Advisory Committee	Advisory committee utilized by most metropolitan planning organizations (TPOs) for citizen input into the transportation planning process.
CMS	Congestion Management System	A systematic process required under ISTEA to provide information on transportation system performance and to identify alternative strategies to alleviate congestion and enhance mobility of persons and goods.
CTC	Community Transportation Coordinator	Person or persons contracted by the Transportation Disadvantaged Commission to provide complete, cost-effective and efficient transportation services to transportation disadvantaged (TD) persons.
DCA	Department of Community Affairs	State and land planning agency responsible for a number of programs, including Chapters 163 and 380 of the Florida Statutes (F. S.).
DOT	Department of Transportation	Agency responsible for transportation at the local, state, or federal level.
ECAT	Escambia County Area Transit	Public transportation system.
F. S.	Florida Statutes	Documents in which Florida's laws are found.
FDOT	Florida Department of Transportation	State agency responsible for transportation issues and planning in Florida.
FHWA	Federal Highway Administration	Division of the U. S. Department of Transportation responsible for administering federal highway transportation programs.



## FLORIDA TRANSPORTATION ACRONYMS

---

Acronym	Definition	Description
FTA	Federal Transit Administration	Federal entity responsible for transit planning and programs (formerly UMTA).
FTP	Florida Transportation Plan	A statewide, comprehensive transportation plan which established long-range goals to be accomplished over a 20-25 year time frame. Developed by the Florida Department of Transportation (FDOT) and updated on an annual basis.
FY	Fiscal Year	A budget year. July 1 through June 30 for the State of Florida, and October 1 through September 30 for the federal government.
ISTEA	Intermodal Surface Transportation Efficiency Act	(1991) Federal law which restructured transportation planning and funding by requiring consideration of multimodal solutions, the movement of people and goods, and flexibility in the use of transportation modes.
ITS	Intelligent Transportation System	The use of computer and communications technology to facilitate the flow of information between travelers and system operators to improve mobility and transportation productivity.
JPA	Joint Participation Agreement	Legal instrument describing intergovernmental tasks to be accomplished and/or funds to be paid between government agencies.
LRC	Long Range Component	The part of the Florida Transportation Plan (FTP) that addresses a time span of about 20 years, and updated at least every five years to reflect changes in the issues, goals, and long range objectives.
LRP	Long Range Plan	A 20 year forecast plan required of state planning agencies and TPOs. It must consider a wide range of social, environmental, energy, and economic factors in determining overall regional goals and consider how transportation can best meet these goals.

## FLORIDA TRANSPORTATION ACRONYMS

---

Acronym	Definition	Description
MG	Minimum Guarantee	TEA-21 guarantees a 90% return of contributions on formula funds to every state.
MPO	Metropolitan Planning	The forum for cooperative transportation decision making, required for
MPOAC	MPO Advisory Council	An advisory council (consisting of one member from each TPO) that serves as the principal forum for collective policy discussion in urban areas. Created by law to assist the TPOs in carrying out the urbanized area transportation process.
NHS	National Highway System	Specific major roads (155,000 miles [+/-15%]) that represent one category of road eligible for federal funds under ISTEA.
OPP	Office of Policy Planning	This office develops, documents, and monitors a statewide and metropolitan planning process. They also provide coordination on transportation policy issues with governmental agencies and private citizens.
PUATS	Pensacola Urbanized	The Florida-Alabama TPO's Long Range Plan for 20 years with supporting documentation.
ROW	Right of Way	Real property that is used for transportation purposes, defining the extent of the corridor that can be used for the road and associated drainage.
RPC	Regional Planning Council	A multipurpose organization composed of representatives of local governments and appointed representatives from the geographic area covered by the council, and designated as the primary organization to address problems and plan solutions.

## FLORIDA TRANSPORTATION ACRONYMS

---

Acronym	Definition	Description
SRPP	Strategic Regional Policy	A plan, developed by each regional planning council (RPC), which contains goals and policies addressing affordable housing, economic
STIP	State Transportation Improvement Program	A staged, multi-year, statewide, intermodal program that is consistent with the state and metropolitan transportation plans. It identifies the priority transportation projects to be done over the next three years, and is developed by the FDOT.
STPP	Surface Transportation Policy Project	A national public interest group dedicated to ensuring that transportation policy and investments help conserve energy, protect environmental and aesthetic quality, strengthen the economy, promote social equity, and make communities more liveable.
TCC	Technical Coordinating	An advisory committee of the TPO consisting of planners, engineers, administrators, representatives of educational institutions, military, and transit, port, and airport authorities among others. Does not include the general public.
TD	Transportation Disadvantaged	People who are unable to transport themselves or to purchase transportation due to disability, income status, or age.
TDP	Transit Development	A five year plan prepared by ECAT and endorsed by the TPPO. Addresses public transportation needs, operations, services, and financial plan with an annual update.
TDSP	Transportation Disadvantaged Service Plan	A five year plan which reviews the need for Transportation Disadvantaged services, goals, objectives, and performance measures with an annual update.
TE	Transit Enhancements	TEA-21 allows up to 2% of federal transit capital funds to be spent on enhancement type activities such as shelters, landscaping, and

## FLORIDA TRANSPORTATION ACRONYMS

---

Acronym	Definition	Description
TEA-21	Transportation Equity Act for the 21st Century	Federal legislation authorizing funds for all modes of transportation and guidelines on the use of those funds. Successor to ISTEA.
TIP	Transportation Improvement Program	A priority list of transportation projects developed by metropolitan planning organization that is to be carried out within the three year period following its adoption.
TMA	Transportation Management Area	A special designation given to all urbanized areas with a population over 200,000 (or other area when requested by the governor and TPO). These areas must comply with special transportation planning requirements.
TSM	Transportation Systems Management	Strategies to improve the efficiency of the transportation system through operational improvements such as the use of bus priority or reserved lanes and bays, signalization, access management, and turn restrictions.
UPWP	Unified Planning Work	Developed by the metropolitan planning organizations (MPOs) and identifies all transportation and transportation air quality activities anticipated within the next one to two years, including a schedule of completion and the final project.

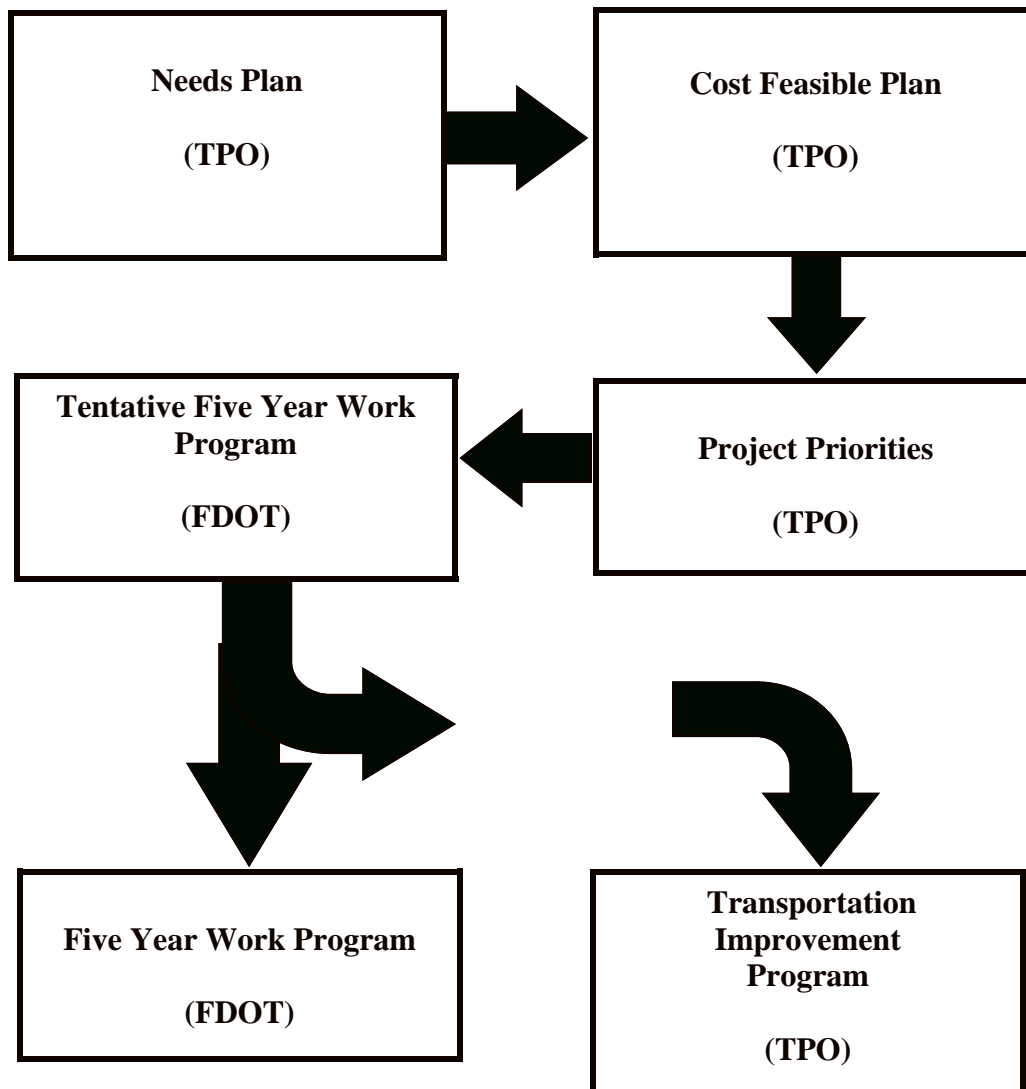
These definitions are taken from the Florida MPOAC Orientation and Reference Manual, along with the Dictionary of Florida Transportation Acronyms, prepared by the 1000 Friends of Florida.

# **APPENDIX B:**

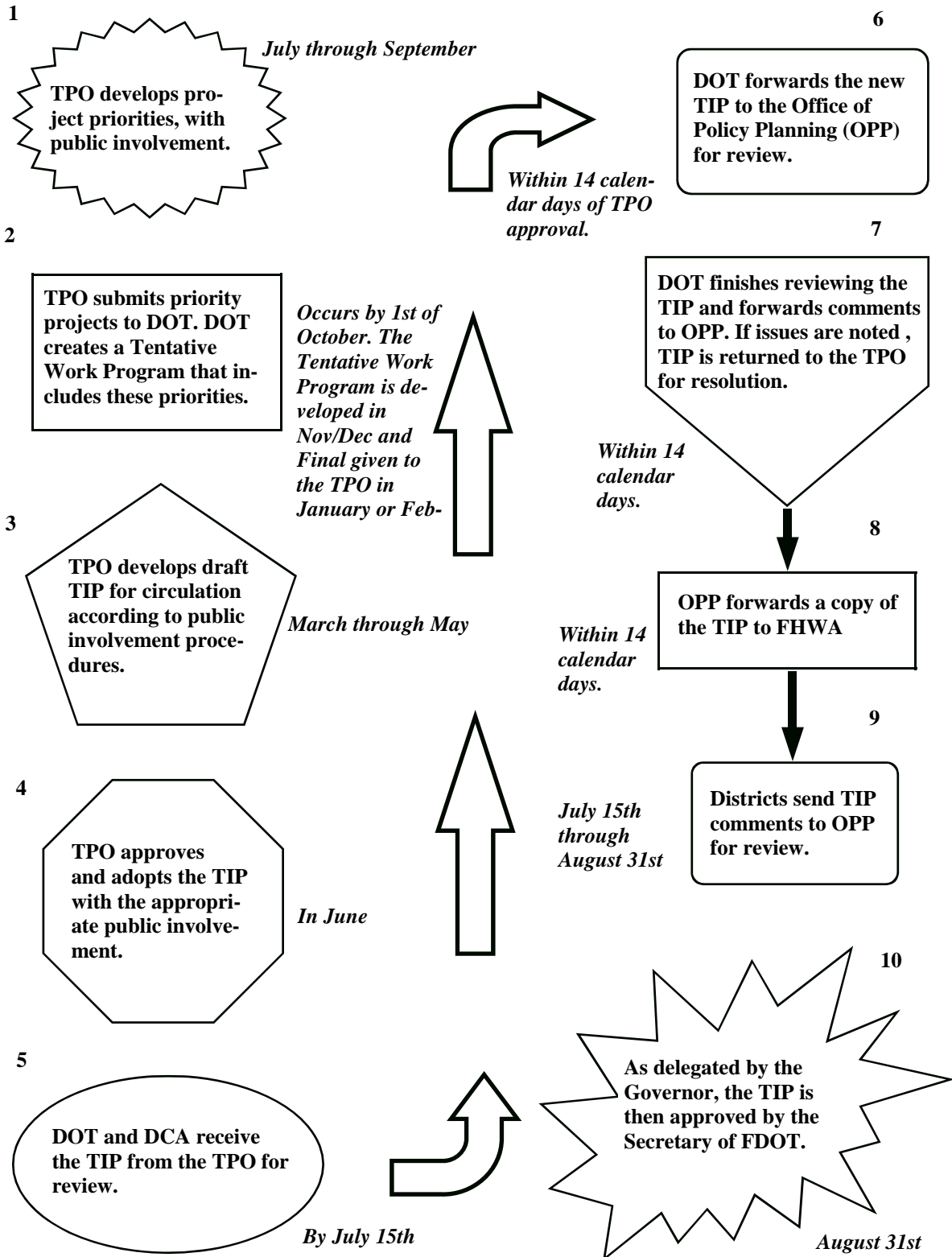
# **THE PLANNING PROCESS**

# How a Project Moves from Planning to Construction:

## Planning Process



# TIP Process Flowchart



**APPENDIX C:**  
**FEDERALLY OBLIGATED**  
**PROJECTS**

**Federal Fiscal Year 2007**



10/01/07 10.59.20

PAGE: 1

FLORIDA DEPARTMENT OF TRANSPORTATION

=====

FEDERAL OBLIGATIONS REPORT

INPUT SELECTION

-----

FEDERAL FISCAL YEAR = 2007 (10/01/2006 - 09/30/2007)

SORT = S (BY ITEM)

DISTRICT/COUNTY/STATEWIDE = FLORIDA-ALABAMA TPO

10/01/07  
10.59.20  
FLORIDA-ALABAMA TPO

FLORIDA DEPARTMENT OF TRANSPORTATION  
FEDERAL OBLIGATIONS - PROJECT DETAIL  
FFY 2007 (10/01/2006 - 09/30/2007)

PAGE 1  
FPMOBL10(A)

\*\*\*\*\*HIGHWAYS\*\*\*\*\*

ITEM NO	DESCRIPTION				OLD ITEM					
COUNTY	RDWY ID	PROJ LGTH	TYPE OF WORK		EXIST/IMPROVE/ADD (LANES)	PRELIMINARY	RIGHT-OF-WAY	RAILROADS &	CONSTRUCTION	GRANTS &
FEDERAL AID NUMBER	FAC	AUTH DATE	FUND			ENGINEERING		UTILITIES		MISC.
2185231										
ESCAMBIA					REPLACE LOW LEVEL BRIDGE					
	.000	0	0	0						
4029 009 U					BRT	0	0	5,622	49,098	0
2185241	SR 30 (US 98)				3111900					
BAYOU CHICO BRIDGES BR.					NOS. 480032 & 33					
ESCAMBIA					BRIDGE REPLACEMENT					
48080060	.300 MI	4	4	0						
4221 067 C					BRAC	10,257	0	0	0	0
2185391	SR 291 DAVIS HWY				3111915					
FROM SR 742 BURGESS ROAD TO SR 8 (I-10)										
ESCAMBIA					ADD LANES & RECONSTRUCT					
48070000	1.065 MI	4	4	2						
4085 018 U					ACSA	0	0	0	-6,953,941	0
					ACSU	0	0	0	-386,897	0
					MG	0	0	0	168,710	0
					SA	0	0	0	7,037,041	0
					SU	0	0	0	508,434	0
					** ITEM TOTALS **	0	0	0	373,347	0
2186791										
ESCAMBIA					RESURFACING					
	.000	0	0	0						
4017 005 U					SA	0	0	0	8,582	0
2186961	SR 10A (US 90)				3112072					
CSX R/R BR ON CERVANTES					BRIDGE NO. 480006					
ESCAMBIA					REPLACE LOW LEVEL BRIDGE					
48020000	.264 MI	4	4	0						
4261 026 P					EBBP	0	33,020	0	0	0
					MGBP	0	-17,744	0	0	0
					** ITEM TOTALS **	0	15,276	0	0	0
2204424	SR 87									
FROM EGLIN AFB BOUNDARY TO 2 MI S YELLOW RIVER BR										
SANTA ROSA					RIGHT OF WAY - FUTURE CAPACITY					
58040000	5.549 MI	2	2	2						
0151 019 P					NHAC	26,981	0	0	0	0

10/01/07  
10.59.20  
FLORIDA-ALABAMA TPO

FLORIDA DEPARTMENT OF TRANSPORTATION  
FEDERAL OBLIGATIONS - PROJECT DETAIL  
FFY 2007 (10/01/2006 - 09/30/2007)

PAGE 2  
FPMOBL10(A)

\*\*\*\*\*  
\*\*HIGHWAYS\*\*  
\*\*\*\*\*

ITEM NO	DESCRIPTION				OLD ITEM						
COUNTY	RDWY ID	PROJ LGTH	TYPE OF WORK		EXIST/IMPROVE/ADD (LANES)	PRELIMINARY	RIGHT-OF-WAY	RAILROADS &	CONSTRUCTION	GRANTS &	
FEDERAL AID NUMBER	FAC	AUTH DATE	FUND			ENGINEERING		UTILITIES		MISC.	
2204425	SR 87										
FROM CR 184 TO SR 10 (US 90)											
SANTA ROSA			ADD LANES & RECONSTRUCT								
58040000	3.686 MI	2	2	2							
0151 018 P				ACSA		0	0	0	137,643		0
				MU		0	0	0	12,048		0
				NH		0	0	0	2,076		0
				NHAC		0	0	0	576,890		0
** ITEM TOTALS **						0	0	0	728,657		0
2224341	SR 8A I-110/SR 8 I10			3142547							
FROM CR 95A OLD PALAFOX TO E SR 291 DAVIS HIGHWAY											
ESCAMBIA			ADD LANES & RECONSTRUCT								
48270000	12.214 MI	4	4	4							
0101 179 I				NH		0	0	0	-448,223		0
				NHAC		0	0	30,720	6,205,371		0
** ITEM TOTALS **						0	0	30,720	5,757,148		0
2224346	SR8 (I-10)										
FROM I-110 EB TO HWY 90 HURRICANE IVAN											
ESCAMBIA			EMERGENCY OPERATIONS								
48260000	2.187 MI	4	4	0							
E043 193 E				ER05		0	0	0	40,916		0
2224347	SR8 (I-10)										
FROM I110 EASTBOUND TO HWY 90 HURRICANE IVAN											
ESCAMBIA			EMERGENCY OPERATIONS								
48260000	2.187 MI	4	4	0							
E043 194 E				ER05		0	0	0	889,726		0
2224661	SR 8A (I-110) FROM N			3142579							
OF SR 295 FAIRFIELD TO AIRPORT BOULEVARD											
ESCAMBIA			ADD LANES & RECONSTRUCT								
48270000	2.780 MI	4	4	2							
1101 160 I				NHAC		0	0	0	573,752		0
2224662											
ESCAMBIA											
	.000		EMERGENCY OPERATIONS								
E043 107 E		0	0	0		0	0	0	3,928		0
				ER05							

10/01/07  
10.59.20  
FLORIDA-ALABAMA TPO

FLORIDA DEPARTMENT OF TRANSPORTATION  
FEDERAL OBLIGATIONS - PROJECT DETAIL  
FFY 2007 (10/01/2006 - 09/30/2007)

PAGE 3  
FPMOBL10(A)

\*\*\*\*\*  
\*\*HIGHWAYS\*\*  
\*\*\*\*\*

ITEM NO	DESCRIPTION				OLD ITEM					
COUNTY	RDWY ID	PROJ LGTH	TYPE OF WORK		EXIST/IMPROVE/ADD (LANES)	PRELIMINARY	RIGHT-OF-WAY	RAILROADS &	CONSTRUCTION	GRANTS &
FEDERAL AID NUMBER	FAC		AUTH	DATE	FUND	ENGINEERING		UTILITIES		MISC.
2224672										
ESCAMBIA					EMERGENCY OPERATIONS					
		.000	0	0	0					
E043 107 E					ER05	0	0	0	9,950	0
4052711	SR 297	PINE FOREST								
@ SR 10 (US 90A)	9 MI	RD INTERSECTION								
ESCAMBIA					INTERSECTION (MINOR)					
48010000	1.006 MI		2	0	0					
4801 036 P					ACSA	0	0	0	17,068	0
					SU	0	0	0	43,980	0
					** ITEM TOTALS **	0	0	0	61,048	0
4090062										
SANTA ROSA					EMERGENCY OPERATIONS					
		.000	0	0	0					
E043 139 E					ER05	0	0	0	2,547	0
4125451	ESCAMBIA/SANTA ROSA									
COORD. TRAFFIC SIGNAL OPERATIONS										
ESCAMBIA					TRAFFIC SIGNALS					
		.000	0	0	0					
8887 283 A					SU	0	0	0	327,720	0
4162711	SR 4 & 89 JAY									
SIDEWALK & BEAUTIFICATION PROJECT										
SANTA ROSA					SIDEWALK					
58080000	1.737 MI		2	0	0					
4861 012 P					SE	238	0	0	0	0
4162731	SR 289	9TH AVENUE								
FROM SR 296 BAYOU BLVD TO AIRPORT BOULEVARD										
ESCAMBIA					SIDEWALK					
48003000	.524 MI		4	0	0					
8887 020 A					SE	190	0	0	0	0
8887 318 A					ACSE	0	0	0	105,000	0
					** ITEM TOTALS **	190	0	0	105,000	0

10/01/07  
10.59.20  
FLORIDA-ALABAMA TPO

FLORIDA DEPARTMENT OF TRANSPORTATION  
FEDERAL OBLIGATIONS - PROJECT DETAIL  
FFY 2007 (10/01/2006 - 09/30/2007)

PAGE 4  
FPMOBL10(A)

\*\*\*\*\*  
\*\*HIGHWAYS\*\*  
\*\*\*\*\*

ITEM NO	DESCRIPTION *****					OLD ITEM						
COUNTY	RDWY ID	PROJ LGTH	TYPE OF WORK		EXIST/IMPROVE/ADD (LANES)		PRELIMINARY	RIGHT-OF-WAY	RAILROADS &	CONSTRUCTION	GRANTS &	
FEDERAL AID NUMBER	FAC		AUTH	DATE	FUND		ENGINEERING		UTILITIES		MISC.	
4163783	SR 290	OLIVE ROAD										
	FROM CR 95A	OLD PALAFOX	TO SR 10A	(US 90)	SCENIC							
ESCAMBIA			PAVE	SHOULDERS								
48030000	5.480	MI	2	0	0							
8888 995 A					EB		0	0	0	170,321		0
4167481	SR 87											
	FROM N END OF	CLEAR CK BR	TO ALABAMA	STATE LINE								
SANTA ROSA			PD&E/EMO	STUDY								
58050000	20.768	MI	2	2	2							
SFTL 296 R					HPP		1,444,991	0	0	0		0
4174042												
ESCAMBIA			EMERGENCY	OPERATIONS								
	.000		0	0	0							
E043 063 E					ER05		0	0	0	5,005		0
4174123												
SANTA ROSA			EMERGENCY	OPERATIONS								
	.000		0	0	0							
E043 077 E					ER05		0	0	0	63,687		0
4174741	SR 8 (I-10)											
ESCAMBIA	BAY BRIDGES	HURRICANE IVAN										
SANTA ROSA			EMERGENCY	OPERATIONS								
58002000	2.575	MI	4	4	0							
E043 112 E					ER05		0	0	0	61,496		0
E043 175 E					ER05		0	0	0	0		0
E043 180 E					ER05		0	0	0	64,712		0
** ITEM TOTALS **							0	0	0	126,208		0
4174742	SR 8 (I-10)											
ESC. BAY BR	REPLACEMENTS	HURRICANE IVAN										
ESCAMBIA			BRIDGE-REPLACE	AND ADD LANES								
58002000	5.733	MI	4	0	2							
E043 004 E					ER05		0	0	289,540	9,951,509		0

10/01/07  
10.59.20  
FLORIDA-ALABAMA TPO

FLORIDA DEPARTMENT OF TRANSPORTATION  
FEDERAL OBLIGATIONS - PROJECT DETAIL  
FFY 2007 (10/01/2006 - 09/30/2007)

PAGE 5  
FPMOBL10(A)

\*\*\*\*\*  
\*\*HIGHWAYS\*\*  
\*\*\*\*\*

ITEM NO	DESCRIPTION				OLD ITEM					
COUNTY	RDWY ID	PROJ LGTH	TYPE OF WORK		EXIST/IMPROVE/ADD (LANES)	PRELIMINARY	RIGHT-OF-WAY	RAILROADS &	CONSTRUCTION	GRANTS &
FEDERAL AID NUMBER	FAC	AUTH DATE	FUND			ENGINEERING		UTILITIES		MISC.
4174744										
ESCAMBIA			EMERGENCY OPERATIONS							
	.000	0	0	0						
E052 093 E			ER06			0	0	0	33,283	0
4174745	SR 8 (I-10)									
ESC. BAY BR REPLACEMENTS			HURRICANE KATRINA							
ESCAMBIA			EMERGENCY OPERATIONS							
58002000	2.746 MI	4	0	0						
E053 020 E			ER06			0	0	0	1,569	0
4174862	SR 10 (US 90)									
REPAIRS E OF ESC RIVER BR			HURRICANE IVAN							
SANTA ROSA			EMERGENCY OPERATIONS							
58010000	1.122 MI	4	4	0						
E043 003 E			ER05			0	0	0	773,700	0
4175351										
SANTA ROSA			EMERGENCY OPERATIONS							
	.000	0	0	0						
E043 083 E			ER05			0	0	0	-1,673	0
E043 092 E			ER05			0	0	0	4,044	0
			** ITEM TOTALS **			0	0	0	2,371	0
4175352										
SANTA ROSA			EMERGENCY OPERATIONS							
	.000	0	0	0						
E043 083 E			ER05			0	0	0	3,269	0
E043 092 E			ER05			0	0	0	270	0
			** ITEM TOTALS **			0	0	0	3,539	0
4175371	I-10/110 ESCAMBIA CO									
RESTORE ROADWAY SIGNS			HURRICANE IVAN							
ESCAMBIA			EMERGENCY OPERATIONS							
48270000	22.890 MI	4	0	0						
E043 083 E			ER05			0	0	0	591	0

10/01/07  
10.59.20  
FLORIDA-ALABAMA TPO

FLORIDA DEPARTMENT OF TRANSPORTATION  
FEDERAL OBLIGATIONS - PROJECT DETAIL  
FFY 2007 (10/01/2006 - 09/30/2007)

PAGE 6  
FPMOBL10(A)

\*\*\*\*\*  
\*\*HIGHWAYS\*\*  
\*\*\*\*\*

ITEM NO	DESCRIPTION				OLD ITEM						
COUNTY	RDWY ID	PROJ LGTH	FAC	TYPE OF WORK	EXIST/IMPROVE/ADD (LANES)	PRELIMINARY	RIGHT-OF-WAY	RAILROADS &	CONSTRUCTION	GRANTS &	MISC.
FEDERAL AID NUMBER				AUTH DATE	FUND	ENGINEERING		UTILITIES			
4175372	ON SYSTEM	ESC. CO.									
	RESTORE ROADWAY SIGNS	HURRICANE IVAN									
	ESCAMBIA			EMERGENCY OPERATIONS							
	.000			0	0	0					
E043 083 E					ER05	0	0	0	4,413		0
4175531											
ESCAMBIA				EMERGENCY OPERATIONS							
	.000			0	0	0					
E043 026 E					ER05	0	0	0	20,700		0
4175941	SR 742	CREIGHTON RD									
	@ KEATING ROAD	INTERSECTION									
ESCAMBIA				ADD TURN LANE(S)							
48013000	.290 MI			2	2	0					
4092 007 U					ACSA	20,618	0	0	0		0
4179181	BLOUNT STREET										
	CROSSING NO. 339712S	R/R CROSSING									
ESCAMBIA				RAILROAD SIGNAL							
	.000			0	0	0					
00S3 043 J					RHH	0	0	28,025	0		0
4185991											
SANTA ROSA				EMERGENCY OPERATIONS							
	.000			0	0	0					
E043 142 E					ER05	0	0	0	37,761		0
4186352	I-10	REST AREAS									
SANTA ROSA	CO EAST & WEST	HURRICANE DENNIS									
SANTA ROSA				EMERGENCY OPERATIONS							
58002000	.368 MI			4	0	0					
E052 088 E					ER06	0	0	0	0		6,440

10/01/07  
10.59.20  
FLORIDA-ALABAMA TPO

FLORIDA DEPARTMENT OF TRANSPORTATION  
FEDERAL OBLIGATIONS - PROJECT DETAIL  
FFY 2007 (10/01/2006 - 09/30/2007)

PAGE 7  
FPMOBL10(A)

\*\*\*\*\*  
\*\*HIGHWAYS\*\*  
\*\*\*\*\*

ITEM NO	DESCRIPTION				OLD ITEM					
COUNTY	RDWY ID	PROJ LGTH	TYPE OF WORK		EXIST/IMPROVE/ADD (LANES)	PRELIMINARY	RIGHT-OF-WAY	RAILROADS &	CONSTRUCTION	GRANTS &
FEDERAL AID NUMBER	FAC	AUTH DATE	FUND			ENGINEERING		UTILITIES		MISC.
4190892										
ESCAMBIA			EMERGENCY OPERATIONS							
	.000	0	0	0						
E052 006 E				ER06		0	0	0	0	-12,497
E052 009 E				ER06		0	0	0	0	-4,816
E052 020 E				ER06		0	0	0	644,853	3,990,940
** ITEM TOTALS **						0	0	0	644,853	3,973,627
4190895										
ESCAMBIA			EMERGENCY OPERATIONS							
	.000	0	0	0						
E052 009 E				ER06		0	0	0	0	0
E052 020 E				ER06		0	0	0	135,162	1,874,724
** ITEM TOTALS **						0	0	0	135,162	1,874,724
4191002										
SANTA ROSA			EMERGENCY OPERATIONS							
	.000	0	0	0						
E052 064 E				ER06		0	0	0	1	0
E052 067 E				ER06		0	0	0	4,560	0
E052 071 E				ER06		0	0	0	55,336	225,478
** ITEM TOTALS **						0	0	0	59,897	225,478
4191003										
SANTA ROSA			EMERGENCY OPERATIONS							
	.000	0	0	0						
E052 064 E				ER06		0	0	0	1	0
E052 067 E				ER06		0	0	0	1,717	0
E052 071 E				ER06		0	0	0	23,072	256,311
** ITEM TOTALS **						0	0	0	24,790	256,311
4191005										
SANTA ROSA			EMERGENCY OPERATIONS							
	.000	0	0	0						
E052 065 E				ER06		0	0	0	0	7,725
E052 067 E				ER06		0	0	0	5,049	0



10/01/07  
10.59.20  
FLORIDA-ALABAMA TPO

FLORIDA DEPARTMENT OF TRANSPORTATION  
FEDERAL OBLIGATIONS - PROJECT DETAIL  
FFY 2007 (10/01/2006 - 09/30/2007)

PAGE 8  
FPMOBL10(A)

\*\*\*\*\*  
\*\*HIGHWAYS\*\*  
\*\*\*\*\*

ITEM NO	DESCRIPTION				OLD ITEM					
*****	*****				*****					
COUNTY	RDWY ID	PROJ LGTH	TYPE OF WORK		EXIST/IMPROVE/ADD (LANES)	PRELIMINARY	RIGHT-OF-WAY	RAILROADS &	CONSTRUCTION	GRANTS &
FEDERAL AID NUMBER	FAC	AUTH DATE	FUND			ENGINEERING		UTILITIES		MISC.
E052 071 E			ER06			0	0	0	14,605	208,306
			** ITEM TOTALS **			0	0	0	19,654	216,031
4192621	ASHTON-BROSNAHAM RD.									
	FROM TEN-MILE ROAD TO END ASHTON-BROSNAHAM									
ESCAMBIA			BIKE LANE/SIDEWALK							
48000000	.593 MI	2	0	0						
7777 154 A			HSP			0	0	0	297,000	0
4194462										
ESCAMBIA			EMERGENCY OPERATIONS							
	.000	0	0	0						
E053 019 E			ER06			0	0	0	158,734	1,553,080
4194463										
ESCAMBIA			EMERGENCY OPERATIONS							
	.000	0	0	0						
E053 019 E			ER06			0	0	0	51,411	392,936
4194465										
ESCAMBIA			EMERGENCY OPERATIONS							
	.000	0	0	0						
E053 003 E			ER06			0	0	0	0	7,035
E053 019 E			ER06			0	0	0	22,492	61,257
			** ITEM TOTALS **			0	0	0	22,492	68,292
4194562										
SANTA ROSA			EMERGENCY OPERATIONS							
	.000	0	0	0						
E053 029 E			ER06			0	0	0	48,458	444,578
4194563										
SANTA ROSA			EMERGENCY OPERATIONS							
	.000	0	0	0						
E053 029 E			ER06			0	0	0	24,949	157,925

10/01/07  
10.59.20  
FLORIDA-ALABAMA TPO

FLORIDA DEPARTMENT OF TRANSPORTATION  
FEDERAL OBLIGATIONS - PROJECT DETAIL  
FFY 2007 (10/01/2006 - 09/30/2007)

PAGE 9  
FPMOBL10(A)

\*\*\*\*\*  
\*\*HIGHWAYS\*\*  
\*\*\*\*\*

ITEM NO	DESCRIPTION				OLD ITEM					
COUNTY	RDWY ID	PROJ LGTH	TYPE OF WORK		EXIST/IMPROVE/ADD (LANES)	PRELIMINARY	RIGHT-OF-WAY	RAILROADS &	CONSTRUCTION	GRANTS &
FEDERAL AID NUMBER		FAC	AUTH	DATE	FUND	ENGINEERING		UTILITIES		MISC.
4194565										
SANTA ROSA					EMERGENCY OPERATIONS					
		.000	0	0	0					
E053 029 E					ER06	0	0	0	17,703	62,288
4194992										
SANTA ROSA					EMERGENCY OPERATIONS					
		.000	0	0	0					
E053 028 E					ER06	0	0	0	22,330	291,187
4194993										
SANTA ROSA					EMERGENCY OPERATIONS					
		.000	0	0	0					
E054 002 E					ER06	0	0	0	9,933	82,204
4195692	J EARLE BOWDEN WAY									
E OF SEASHORE DR TO SR CO					HURRICANE DENNIS					
ESCAMBIA					EMERGENCY OPERATIONS					
48530000	7.871 MI		2	0	0					
E052 086 E					ER06	205,201	0	0	0	0
E052 097 E					ER06	0	0	0	0	65,000
E052 103 E					ER06	0	0	0	5,586,529	0
					** ITEM TOTALS **	205,201	0	0	5,586,529	65,000
4195693										
ESCAMBIA					EMERGENCY OPERATIONS					
		.000	0	0	0					
E052 087 E					ER06	107,500	0	0	0	0
4195761										
ESCAMBIA					EMERGENCY OPERATIONS					
		.000	0	0	0					
E052 019 E					ER06	0	0	0	70,431	1,237,538

10/01/07  
10.59.20  
FLORIDA-ALABAMA TPO

FLORIDA DEPARTMENT OF TRANSPORTATION  
FEDERAL OBLIGATIONS - PROJECT DETAIL  
FFY 2007 (10/01/2006 - 09/30/2007)

PAGE 10  
FPMOBL10(A)

\*\*\*\*\*  
\*\*HIGHWAYS\*\*  
\*\*\*\*\*

ITEM NO	DESCRIPTION				OLD ITEM						
COUNTY	RDWY ID	PROJ LGTH	TYPE OF WORK		EXIST/IMPROVE/ADD (LANES)	PRELIMINARY	RIGHT-OF-WAY	RAILROADS &	CONSTRUCTION	GRANTS &	
FEDERAL AID NUMBER		FAC	AUTH	DATE	FUND	ENGINEERING		UTILITIES		MISC.	
4195763											
ESCAMBIA					EMERGENCY OPERATIONS						
		.000	0	0	0						
E054 001 E					ER06	0	0	0	3,775	33,216	
4200682											
SANTA ROSA					EMERGENCY OPERATIONS						
		.000	0	0	0						
E052 043 E					ER06	0	0	0	0	8,651	
4200782	SR 296	MICHIGAN AVE									
	FROM MEMPHIS AVENUE TO MARSEILLE DRIVE										
ESCAMBIA					SAFETY PROJECT						
48012000	1.198 MI		4	0	0						
8887 194 A					HSP	0	0	0	580,504	0	
4201041											
SANTA ROSA					EMERGENCY OPERATIONS						
		.000	0	0	0						
E054 003 E					ER06	0	0	0	8,676	182,997	
4202651	SR 298	LILLIAN HWY									
	FROM W OF SAN SABASTIAN TO EAST OF LAPAZ STREET										
ESCAMBIA					SAFETY PROJECT						
48110000	.284 MI		2	2	0						
4016 013 U					HSP	0	0	0	608,826	0	
4202661	SR 10A (US 90)										
	FROM BAYOU TEXAR BRIDGE TO END OF 4 LANE SECTION										
ESCAMBIA					TRAFFIC OPS IMPROVEMENT						
48020000	1.000 MI		4	0	0						
4261 031 P					HSP	0	0	0	0	0	
4261 032 P					HSP	0	0	0	456,994	0	
** ITEM TOTALS **						0	0	0	456,994	0	

10/01/07  
10.59.20  
FLORIDA-ALABAMA TPO

FLORIDA DEPARTMENT OF TRANSPORTATION  
FEDERAL OBLIGATIONS - PROJECT DETAIL  
FFY 2007 (10/01/2006 - 09/30/2007)

PAGE 11  
FPMOBL10(A)

\*\*\*\*\*HIGHWAYS\*\*\*\*\*

ITEM NO	DESCRIPTION				OLD ITEM					
COUNTY	RDWY ID	PROJ LGTH	TYPE OF WORK		EXIST/IMPROVE/ADD (LANES)	PRELIMINARY	RIGHT-OF-WAY	RAILROADS &	CONSTRUCTION	GRANTS &
FEDERAL AID NUMBER	FAC		AUTH	DATE	FUND	ENGINEERING		UTILITIES		MISC.
4202941										
SANTA ROSA					EMERGENCY OPERATIONS					
		.000	0	0	0					
E052 042 E					ER06	0	0	0	0	6,241
4204671	SR 290	OLIVE ROAD								
CSXT	CROSSING NO.	339699R	R/R	CROSSING						
ESCAMBIA					RAILROAD SIGNAL					
48030000		.020 MI	2	0	0					
00S3 044 J					RHH	0	0	202,400	0	0
4206231	FL SR NO. 1									
HISTORIC	RESTORATION	BIKE/PEDESTRIAN PATH								
SANTA ROSA					BIKE LANE/SIDEWALK					
58000000		9.500 MI	1	1	0					
8887 263 A					SE	175,000	0	0	0	0
4210261	REPAIR	CR 297/CR292A								
GULF BEACH	HIGHWAY	HURRICANE IVAN								
ESCAMBIA					EMERGENCY OPERATIONS					
48680000		17.584 MI	2	0	0					
E043 176 E					ER05	0	0	0	63,948	0
4223111	OLD	CHEMSTRAND ROAD								
OLD	CHEMSTRAND XING NO.	339682C								
ESCAMBIA					RAILROAD SIGNAL					
48620000		.100 MI	2	0	0					
00S3 044 J					RHP	0	0	93,810	0	0
4224161	SR 10 (US90A)	9 MILE								
@ SR 95 (US 29)	INTERSECTION									
ESCAMBIA					INTERSECTION (MODIFY)					
48010000		.085 MI	4	0	0					
4801 038 P					HSP	282,986	0	0	0	0
HIGHWAYS TOTALS:					43,121,224	2,273,962	15,276	650,117	29,043,125	11,138,744

10/01/07  
10.59.20  
FLORIDA-ALABAMA TPO

FLORIDA DEPARTMENT OF TRANSPORTATION  
FEDERAL OBLIGATIONS - PROJECT DETAIL  
FFY 2007 (10/01/2006 - 09/30/2007)  
=====

PAGE 12  
FPMOBL10(A)

\*\*\*\*\*  
\*\*TRANSPORTATION PLANNING\*\*  
\*\*\*\*\*

ITEM NO	DESCRIPTION				OLD ITEM					
COUNTY	RDWY ID	PROJ LGTH	FAC	TYPE OF WORK	EXIST/IMPROVE/ADD (LANES)	PRELIMINARY	RIGHT-OF-WAY	RAILROADS &	CONSTRUCTION	GRANTS &
FEDERAL AID NUMBER				AUTH DATE	FUND	ENGINEERING		UTILITIES		MISC.
4123061		PENSACOLA UPWP								
ESCAMBIA				TRANSPORTATION PLANNING						
		.000		0	0	0				
0125 044 M				PL		76,979	0	0	0	0
4141531		FLORIDA ALABAMA MPO								
FY07/08 UPWP (PENSACOLA)				TRANSPORTATION PLANNING						
ESCAMBIA				0	0	0				
		.000								
0125 045 M				PL		256,764	0	0	0	0
PLANNING TOTALS:					333,743	333,743	0	0	0	0

10/01/07  
10.59.20  
FLORIDA-ALABAMA TPO

FLORIDA DEPARTMENT OF TRANSPORTATION  
FEDERAL OBLIGATIONS - PROJECT DETAIL  
FFY 2007 (10/01/2006 - 09/30/2007)

PAGE 13  
FPMOBL10(A)

\*\*\*\*\*  
\*\*MAINTENANCE\*\*  
\*\*\*\*\*

ITEM NO	DESCRIPTION				OLD ITEM						
COUNTY	RDWY ID	PROJ LGTH	FAC	TYPE OF WORK	EXIST/IMPROVE/ADD (LANES)	PRELIMINARY	RIGHT-OF-WAY	RAILROADS &	CONSTRUCTION	GRANTS &	
FEDERAL AID NUMBER				AUTH DATE	FUND	ENGINEERING		UTILITIES		MISC.	
4174023											
SANTA ROSA				EMERGENCY OPERATIONS							
		.000		0 0 0							
E043 076 E					ER05	0	0	0	0	111,454	
4174063											
ESCAMBIA				EMERGENCY OPERATIONS							
		.000		0 0 0							
E043 108 E					ER05	0	0	0	0	7,790	
4174362											
SANTA ROSA				EMERGENCY OPERATIONS							
		.000		0 0 0							
E043 039 E					ER05	0	0	0	0	8,820	
4174363											
SANTA ROSA				EMERGENCY OPERATIONS							
		.000		0 0 0							
E043 039 E					ER05	0	0	0	0	3,990	
4186361											
SANTA ROSA				EMERGENCY OPERATIONS							
		.000		0 0 0							
E043 146 E					ER05	0	0	0	0	33,605	
4186941											
SANTA ROSA				EMERGENCY OPERATIONS							
		.000		0 0 0							
E043 169 E					ER05	0	0	0	0	44,758	

10/01/07  
 10.59.20  
 FLORIDA-ALABAMA TPO

FLORIDA DEPARTMENT OF TRANSPORTATION  
 FEDERAL OBLIGATIONS - PROJECT DETAIL  
 FFY 2007 (10/01/2006 - 09/30/2007)

PAGE 14  
 FPMOBL10(A)

\*\*\*\*\*  
 \*\*MAINTENANCE\*\*  
 \*\*\*\*\*

ITEM NO	OLD ITEM									
***** DESCRIPTION *****										
COUNTY	TYPE OF WORK									
RDWY ID	PROJ LGTH	EXIST/IMPROVE/ADD (LANES)				PRELIMINARY	RAILROADS &		GRANTS &	
FEDERAL AID NUMBER	FAC	AUTH DATE	FUND		ENGINEERING	RIGHT-OF-WAY	UTILITIES	CONSTRUCTION	MISC.	
-----										
4191191										
SANTA ROSA		EMERGENCY OPERATIONS								
	.000	0	0	0						
E043 185 E			ER05		0	0	0	0	42,202	
-----										
MAINTENANCE TOTALS:				252,619	0	0	0	0	252,619	
=====										

10/01/07  
 10.59.20  
 FLORIDA-ALABAMA TPO

FLORIDA DEPARTMENT OF TRANSPORTATION  
 FEDERAL OBLIGATIONS - PROJECT DETAIL  
 FFY 2007 (10/01/2006 - 09/30/2007)

PAGE 15  
 FPMOBL10(A)

\*\*\*\*\*  
 \*\*PTO: TRANSIT\*\*  
 \*\*\*\*\*

ITEM NO				OLD ITEM							
***** DESCRIPTION *****											
COUNTY				TYPE OF WORK							
RDWY ID		PROJ LGTH		EXIST/IMPROVE/ADD (LANES)			PRELIMINARY		RAILROADS &		GRANTS &
FEDERAL AID NUMBER		FAC	AUTH DATE		FUND	ENGINEERING		RIGHT-OF-WAY	UTILITIES	CONSTRUCTION	MISC.
-----											
4097931 ESCAMBIA COUNTY AREA											
TRANSIT PROJECTS											
ESCAMBIA				TRANSIT IMPROVEMENT							
		.000	0	0	0						
FTAX 003 A					SU	0	0	0	0	125,000	
-----											
TRANSIT TOTALS:				125,000	0	0	0	0	125,000		
=====											



10/01/07  
10.59.20  
FLORIDA-ALABAMA TPO

FLORIDA DEPARTMENT OF TRANSPORTATION  
FEDERAL OBLIGATIONS - PROJECT DETAIL  
FFY 2007 (10/01/2006 - 09/30/2007)

PAGE 16  
FPMOBL10(A)

\*\*\*\*\*  
\*\*MISCELLANEOUS\*\*  
\*\*\*\*\*

ITEM NO	DESCRIPTION					OLD ITEM					
COUNTY	RDWY ID	PROJ LGTH	TYPE OF WORK			PRELIMINARY	RIGHT-OF-WAY	RAILROADS &	CONSTRUCTION	GRANTS &	
FEDERAL AID NUMBER	FAC		EXIST/IMPROVE/ADD (LANES)	AUTH DATE	FUND	ENGINEERING		UTILITIES		MISC.	
-----											
4190891											
ESCAMBIA			EMERGENCY OPERATIONS								
	.000		0	0	0						
E052 023 E			ER06			0	0	0	0	8,200	
E052 102 E			ER06			0	0	0	0	31,687	
			** ITEM TOTALS **			0	0	0	0	39,887	
-----											
4191001											
SANTA ROSA			EMERGENCY OPERATIONS								
	.000		0	0	0						
E052 102 E			ER06			0	0	0	0	2,933	
-----											
4194561											
SANTA ROSA			EMERGENCY OPERATIONS								
	.000		0	0	0						
E053 076 E			ER06			0	0	0	0	14,895	
-----											
MISCELLANEOUS TOTALS:					57,715	0	0	0	0	57,715	
=====											
=====											
GRAND TOTALS:					43,890,301	2,607,705	15,276	650,117	29,043,125	11,574,078	
=====											

10/01/07  
10.59.20  
FLORIDA-ALABAMA TPO

FLORIDA DEPARTMENT OF TRANSPORTATION  
FEDERAL OBLIGATIONS - SYSTEM SUMMARY  
FFY 2007 (10/01/2006 - 09/30/2007)

PAGE 1  
FPMOBL10(B)

\*\*\*\*\*  
\*\*HIGHWAYS\*\*  
\*\*\*\*\*

WORK PROGRAM FUND	TOTAL	ENGINEERING	RIGHT-OF-WAY	UTILITIES	CONSTRUCTION	MISC.
ACSA - ADVANCE CONSTRUCTION (SA)	-6,778,612	20,618	0	0	-6,799,230	0
ACSE - ADVANCE CONSTRUCTION (SE)	105,000	0	0	0	105,000	0
ACSU - ADVANCE CONSTRUCTION (SU)	-386,897	0	0	0	-386,897	0
BRAC - BRT (AC/REGULAR)	10,257	10,257	0	0	0	0
BRT - FED BRIDGE REPL - ON SYSTEM	54,720	0	0	5,622	49,098	0
EB - EQUITY BONUS	170,321	0	0	0	170,321	0
EBBP - EQUITY BONUS SUPPLEMENTING BDG	33,020	0	33,020	0	0	0
ER05 - HURRICANES 2005	12,290,039	0	0	289,540	12,000,499	0
ER06 - HURRICANES 2006	18,396,074	312,701	0	0	6,944,629	11,138,744
HPP - HIGH PRIORITY PROJECTS	1,444,991	1,444,991	0	0	0	0
HSP - SAFETY (HIWAY SAFETY PROGRAM)	2,226,310	282,986	0	0	1,943,324	0
MG - MINIMUM GUARANTEE	168,710	0	0	0	168,710	0
MGBP - MIN. GUARANTEE - BRIDGE SUPPL	-17,744	0	-17,744	0	0	0
MU - MA, URBAN AREAS > 200K	12,048	0	0	0	12,048	0
NH - PRINCIPAL ARTERIALS	-446,147	0	0	0	-446,147	0
NHAC - NH (AC/REGULAR)	7,413,714	26,981	0	30,720	7,356,013	0
RHH - RAIL HIGHWAY X-INGS - HAZARD	230,425	0	0	230,425	0	0
RHP - RAIL HIGHWAY X-INGS - PROT DEV	93,810	0	0	93,810	0	0
SA - STP, ANY AREA	7,045,623	0	0	0	7,045,623	0
SE - STP, ENHANCEMENT	175,428	175,428	0	0	0	0
SU - STP, URBAN AREAS > 200K	880,134	0	0	0	880,134	0
HIGHWAYS TOTALS:	43,121,224	2,273,962	15,276	650,117	29,043,125	11,138,744

10/01/07  
10.59.20  
FLORIDA-ALABAMA TPO

FLORIDA DEPARTMENT OF TRANSPORTATION  
FEDERAL OBLIGATIONS - SYSTEM SUMMARY  
FFY 2007 (10/01/2006 - 09/30/2007)

PAGE 2  
FPMOBL10(B)

\*\*\*\*\*  
\*\*TRANSPORTATION PLANNING\*\*  
\*\*\*\*\*

WORK PROGRAM FUND	TOTAL	ENGINEERING	RIGHT-OF-WAY	UTILITIES	CONSTRUCTION	MISC.
PL - METRO PLAN (85% FA; 15% OTHER)	333,743	333,743	0	0	0	0
PLANNING TOTALS:	333,743	333,743	0	0	0	0

10/01/07  
10.59.20  
FLORIDA-ALABAMA TPO

FLORIDA DEPARTMENT OF TRANSPORTATION  
FEDERAL OBLIGATIONS - SYSTEM SUMMARY  
FFY 2007 (10/01/2006 - 09/30/2007)

PAGE 3  
FPMOBL10(B)

\*\*\*\*\*  
\*\*MAINTENANCE\*\*  
\*\*\*\*\*

WORK PROGRAM FUND	TOTAL	ENGINEERING	RIGHT-OF-WAY	UTILITIES	CONSTRUCTION	MISC.
ER05 - HURRICANES 2005	252,619	0	0	0	0	252,619
MAINTENANCE TOTALS:	252,619	0	0	0	0	252,619

10/01/07  
10.59.20  
FLORIDA-ALABAMA TPO

FLORIDA DEPARTMENT OF TRANSPORTATION  
FEDERAL OBLIGATIONS - SYSTEM SUMMARY  
FFY 2007 (10/01/2006 - 09/30/2007)

PAGE 4  
FPMOBL10(B)

\*\*\*\*\*  
\*\*PTO: TRANSIT\*\*  
\*\*\*\*\*

WORK PROGRAM FUND	TOTAL	ENGINEERING	RIGHT-OF-WAY	UTILITIES	CONSTRUCTION	MISC.
SU - STP, URBAN AREAS > 200K	125,000	0	0	0	0	125,000
TRANSIT TOTALS:	125,000	0	0	0	0	125,000

10/01/07  
10.59.20  
FLORIDA-ALABAMA TPO

FLORIDA DEPARTMENT OF TRANSPORTATION  
FEDERAL OBLIGATIONS - SYSTEM SUMMARY  
FFY 2007 (10/01/2006 - 09/30/2007)

PAGE 5  
FPMOBL10(B)

\*\*\*\*\*  
\*\*MISCELLANEOUS\*\*  
\*\*\*\*\*

WORK PROGRAM FUND	TOTAL	ENGINEERING	RIGHT-OF-WAY	UTILITIES	CONSTRUCTION	MISC.
ER06 - HURRICANES 2006	57,715	0	0	0	0	57,715
MISCELLANEOUS TOTALS:	57,715	0	0	0	0	57,715
GRAND TOTALS:	43,890,301	2,607,705	15,276	650,117	29,043,125	11,574,078

10/01/07  
10.59.20  
FLORIDA-ALABAMA TPO

FLORIDA DEPARTMENT OF TRANSPORTATION  
FEDERAL OBLIGATIONS - OVERALL SUMMARY  
FFY 2007 (10/01/2006 - 09/30/2007)

PAGE 1  
FPMOBL10(C)

WORK PROGRAM FUND	TOTAL	ENGINEERING	RIGHT-OF-WAY	UTILITIES	CONSTRUCTION	MISC.
ACSA - ADVANCE CONSTRUCTION (SA)	-6,778,612	20,618	0	0	-6,799,230	0
ACSE - ADVANCE CONSTRUCTION (SE)	105,000	0	0	0	105,000	0
ACSU - ADVANCE CONSTRUCTION (SU)	-386,897	0	0	0	-386,897	0
BRAC - BRT (AC/REGULAR)	10,257	10,257	0	0	0	0
BRT - FED BRIDGE REPL - ON SYSTEM	54,720	0	0	5,622	49,098	0
EB - EQUITY BONUS	170,321	0	0	0	170,321	0
EBBP - EQUITY BONUS SUPPLEMENTING BDG	33,020	0	33,020	0	0	0
ER05 - HURRICANES 2005	12,542,658	0	0	289,540	12,000,499	252,619
ER06 - HURRICANES 2006	18,453,789	312,701	0	0	6,944,629	11,196,459
HPP - HIGH PRIORITY PROJECTS	1,444,991	1,444,991	0	0	0	0
HSP - SAFETY (HIWAY SAFETY PROGRAM)	2,226,310	282,986	0	0	1,943,324	0
MG - MINIMUM GUARANTEE	168,710	0	0	0	168,710	0
MGBP - MIN. GUARANTEE - BRIDGE SUPPL	-17,744	0	-17,744	0	0	0
MU - MA, URBAN AREAS > 200K	12,048	0	0	0	12,048	0
NH - PRINCIPAL ARTERIALS	-446,147	0	0	0	-446,147	0
NHAC - NH (AC/REGULAR)	7,413,714	26,981	0	30,720	7,356,013	0
PL - METRO PLAN (85% FA; 15% OTHER)	333,743	333,743	0	0	0	0
RHH - RAIL HIGHWAY X-INGS - HAZARD	230,425	0	0	230,425	0	0
RHP - RAIL HIGHWAY X-INGS - PROT DEV	93,810	0	0	93,810	0	0
SA - STP, ANY AREA	7,045,623	0	0	0	7,045,623	0
SE - STP, ENHANCEMENT	175,428	175,428	0	0	0	0
SU - STP, URBAN AREAS > 200K	1,005,134	0	0	0	880,134	125,000
=====	=====	=====	=====	=====	=====	=====
GRAND TOTALS:	43,890,301	2,607,705	15,276	650,117	29,043,125	11,574,078
=====	=====	=====	=====	=====	=====	=====

# **APPENDIX D:**

## **GOAL ATTAINMENT**

How the TIP Projects Meet the Goals of the  
TPO Long Range Transportation Plan  
and the Florida Transportation Plan



## Goal Attainment

The goals of the 2030 Florida Transportation Plan and the Florida - Alabama TPO Long Range Transportation Plan 2025 are shown below:

- **Florida Transportation Plan (FTP) Goals**
  - 1. Safe transportation for residents, visitors, and commerce FTP Safe
  - 2. Preservation and management of the transportation system FTP Preservation
  - 3. Enhancement of Florida's economic competitiveness FTP Economic
  - 4. Enhancement of quality of life FTP Quality
- **TPO Long Range Transportation Plan (LRTP) 2025 Goals**
  - 1. Provide a safe and efficient transportation system LRTP Safe
  - 2. In harmony with environmental, social, economic, and aesthetic features of the area LRTP Harmony
  - 3. Improve the efficiency of the existing system LRTP Efficient
  - 4. Seek alternative funding for inter- and multi-modal projects LRTP Alt funds

Projects from the FY 2009 Transportation Improvement Program meet the following goals.

	FTP Goals				LRTP Goals			
	Safe	Preservation	Economic	Quality	Safe	Harmony	Efficient	Alt funds
1. SR10(US90A)9Mi from SR297 Pine Forest to SR95	x	x	x	x	x	x	x	x
2. SR Reserves for Construction on SR87 (2204423)	x	x	x	x	x	x	x	x
3. SR8(I-10) from SR291(Davis Hwy) to SR10A(US90)	x	x	x	x	x	x	x	x
4. Escambia County Corr Mgmnt Imprvmt Projects	x	x	x	x	x	x	x	
5. Escambia County Corr Mgmnt Imprvmt Projects	x	x	x	x	x	x	x	
6. SR10(US90) Corridor Mgmt Imprvmt Projects	x	x	x	x	x	x	x	
7. SR30(US98) Corridor Mgmt Imprvmt Projects	x	x	x	x	x	x	x	
8. SR8A(I-110) SR296 Brent Lane to Airport Blvd	x	x	x	x	x	x	x	
9. SR292 Perdido Key Drive	x	x	x	x	x	x	x	
10. Santa Rosa County Corridor Mgmnt Imprvmt Projects	x	x	x	x	x		x	
11. SR281(Avalon) from N. of CSX RR to SR10(US90)	x	x	x	x	x		x	x
12. Santa Rosa Reserves Const Avalon Blvd (2204124)	x	x	x	x	x		x	x
13. SR8(I-10) from Escambia Bay Bdge to E. of SR281	x	x	x	x	x	x	x	x
14. SR87 from N. End of Clear Ck Bdge to Alabama Line	x	x	x	x	x	x	x	x
15. Transportation Systems Management Projects	x	x	x	x	x		x	
16. Enhancement Projects	x		x	x	x	x	x	x
17. Bicycle/pedestrian Projects	x		x	x	x	x	x	x
18. Public Transportation Projects	x	x	x	x	x	x	x	x
19. Aviation Projects	x	x	x	x	x		x	x
20. Resurfacing Projects	x	x	x	x	x	x	x	
21. Bridge Projects	x	x	x	x	x	x	x	
22. Miscellaneous Projects	x	x	x	x	x	x	x	x

**APPENDIX E:**

**Department of Community  
Affairs Letter**

[Insert Letter]

**APPENDIX F:**

**REGIONAL NETWORK  
ADOPTED FY09-13 PRIORITIES**

**Table 1**  
**Northwest Florida Regional Transportation Planning Organization (RTPO)**  
**FY2009 – FY2013**  
**Regional Network Priorities**

Projects Scheduled for Construction  
Committed Regional Network Projects Not Subject to Priority Ranking

Construction Schedule	Facility	SIS Y/N	From	To	Improvement	County	Estimated Project Cost
Underway	SR87	Y	CR184 (Hickory Hammock Road)	US90	Four-lane	Santa Rosa	Project Underway
Underway	I-10/I-110/Davis Highway	Y	US29	Davis Highway and Airport Boulevard	Interchange	Escambia	Project Underway
Underway	I-110	Y	Maxwell Street	Airport Boulevard	Six-lane	Escambia	Project Underway
Underway	I-110	Y	Fairfield Drive		Interchange	Escambia	Project Underway
Underway	SR85 (John Simms Parkway)	N	Government Boulevard	SR85 North	Six-lane	Okaloosa	Project Underway
Underway	US331 (Freeport Bypass)	Y	South of SR20	Owl's Head Road	Two-lane	Walton	Project Underway
Underway	I-110	Y	Airport Boulevard		Interchange	Escambia	Project Underway
FY2008	US331	Y	US98	South end Choctawhatchee Bay Bridge	Four-lane	Walton	\$12,885,000
FY2012	SR281 (Avalon Boulevard)	N	North of CSX RR	US90	Four-lane	Santa Rosa	\$29,417,000
FY2012	SR123	Y	SR85 South		Interchange	Okaloosa	\$38,784,000

**Table 2**  
**Northwest Florida Regional Transportation Planning Organization (RTPO)**  
**FY2009 – FY2013**  
**Regional Network Priorities**

Projects Not Scheduled for Construction  
To be Funded Based on Florida-Alabama and Okaloosa-Walton TPO Federal and State Revenue Projections  
for Projects Not on the Strategic Intermodal System (SIS) Cost Feasible List

RTPO Rank	Facility	From	To	Improvement	County	Estimated Project Cost
1	SR281 (Avalon Boulevard)	I-10	North of CSX RR	Four-lane	Santa Rosa	\$29,358,965
2	US98	Bayshore Road	Portside Drive	Six-lane	Santa Rosa	\$69,249,600
3	US90A (Nine Mile Road)	SR297 (Pine Forest Road)	US29	Four-lane	Escambia	\$34,867,840
4	SR295 (Navy Blvd/New Warrington Road)	SR292 (Gulf Beach Highway)	New Warrington Road—Leg C	Other Capacity Improvements	Escambia	\$3,260,267
5	US90A (Nine Mile Road)	I-10	SR297 (Pine Forest Road)	Other Capacity Improvements	Escambia	\$967,907
6	SR727 (Fairfield Drive)	SR298 (Lillian Highway)	US90 (Mobile Highway)	Other Capacity Improvements	Escambia	\$2,297,067
7	SR292 (Gulf Beach Highway/Sorrento Road)	SR173 (Blue Angel Parkway)	SR295 (Navy Boulevard)	Other Capacity Improvements	Escambia	\$2,342,400
8	Regional Transit Network	Escambia County	Walton County	Corridors & hubs	Multi-County	?

**Table 3**  
**Northwest Florida Regional Transportation Planning Organization (RTPO)**  
**FY2009 – FY2013**  
**Regional Network Priorities**

Projects Not Scheduled for Construction  
To be Funded Based on Florida-Alabama and Okaloosa-Walton TPO Federal and State Revenue Projections  
for Projects On the Strategic Intermodal System (SIS) Cost Feasible Plan

RTPO Rank	Facility	From	To	Improvement	County	Estimated Project Cost
1	US29	I-10	US90A (Nine Mile) or Ten Mile Road	Six-lane	Escambia	\$76,232,830
2	US98	Airport Road (Okaloosa County)	CR30A West (Walton County)	Six-lane	Okaloosa / Walton	\$182,135,650
3	I-10	(SR291) Davis Highway	US90 (Scenic Highway)	Six-lane	Escambia	\$66,860,000
4	I-10	East end Escambia Bay Bridge	Avalon Boulevard	Six-lane	Santa Rosa	\$46,450,000
5	SR87	Five Forks Road	Eglin AFB Boundary	Four-lane		\$26,983,380
6 *	I-10	US29		Modify Interchange	Escambia	\$20 - \$30 Million
7 *	SR85	Shoal River	I-10	Six-lane	Okaloosa	\$41,410,000
8 *	I-10	Crestview Bypass		Interchange	Okaloosa	\$67,919,500
9	US331	Choctawhatchee Bay Bridge North Approach	SR20	Four-lane	Walton	\$119,060,000
10	SR123	SR85 South	SR85 North	Four-lane	Okaloosa	\$91,053,930
11 *	SR87	South boundary Eglin AFB	CR184 (Hickory Hammock Road)	Four-lane	Santa Rosa	\$43,419,810
12	US331 (Freeport Bypass)	SR20	US331	Four-lane	Walton	\$49,414,080
13 *	SR123	SR85 North		Interchange	Okaloosa	\$22,131,200
14	US331 Choctawhatchee Bay Bridge			Four-lane	Walton	\$280,000,000
15 *	US331	Owl's Head Road	Edgewood Circle	Four-lane	Walton	\$93,246,950
16	US29	US90A (Nine Mile) or Ten Mile Road	Alabama Line	Six-lane	Escambia	\$521,173,045

\* Project not in "draft" FDOT SIS Cost Feasible Plan but is an RTPO SIS Priority

86 **Note:** The TPOs may put none SIS funds towards these projects to assist with implementation

**Table 4**  
**Northwest Florida Regional Transportation Planning Organization (RTPO)**  
**FY2009 – FY2013**  
**Regional Network Projects**

Projects Not Scheduled for Construction  
To be Funded as Potential Toll Facilities or Funded with Local or Alternative Revenue  
Projects are Not Subject to a RTPO Priority Ranking

Funding Source	Facility	From	To	Improvement	County	Estimated Project Cost
Toll or Alt Funded	Interstate Connection	I-10	I-65	Four-lane	(1)	(1)
Defense Access Funded	US98	Hurlburt Field		Interchange	Okaloosa	\$19,136,000
Toll Funded	SR293 (Mid-Bay Bridge Corridor)	Mid Bay Bridge North Approach	Range Road	Four-lane	Okaloosa	\$39,200,000
Toll Funded	SR293 Mid-Bay Bridge			Four-lane Bridge	Okaloosa	\$196,400,000
Toll Funded	SR293 (Mid Bay Bridge Corridor Extension)	Range Road	SR85	New alignment/ 4-lane	Okaloosa	\$144,700,000
Toll Funded	SR 293 (Danny Wuerffel Way)	US98	Mid-Bay Bridge South Approach	Six-lane	Okaloosa	\$19,417,230
Toll Funded	New Pensacola Bay Bridge	Pensacola	Gulf Breeze Peninsula	Four-lane	Escambia/ Santa Rosa	\$678,660,808
Toll Funded (2)	New Beltway	US90 (Mobile Highway)	US90/SR87 South	Four-lane	Escambia/ Santa Rosa	\$1,019,386,400
Local or Alt Funded	SR173 (Blue Angel Parkway)	SR292 (Sorrento Road)	US98	Four-lane	Escambia	\$32,953,125
Local or Alt Funded	SR292 (Perdido Key Drive)	Alabama Line	South end ICWW Bridge	Four-lane	Escambia	\$138,908,800
Local or Alt Funded	SR292 (Sorrento Road)	South end ICWW Bridge	SR173 (Blue Angel Parkway)	Four-lane	Escambia	\$106,692,000 (Bridge - \$20,152,412)
Local or Alt Funded	Woodbine Road/Five Points Intersection	Five Points Intersection	US90	Four-lane	Santa Rosa	\$49,489,000
Local or Alt Funded	PJ Adams / Antioch Rd	SR85S	US90	Four-lane	Okaloosa	\$98,820,997
Local or Alt Funded	Old /New Bethel Road	US90	SR85N	Four-lane	Okaloosa	\$130,235,936
Local or Alt Funded	SR20	SR293 (Mid Bay Bridge)	SR79 (Washington County)	Four-lane	Okaloosa/ Walton/ Washington	\$634,769,466
Local or Alt Funded	Pinestead-Longleaf Connector	SR297 (Pine Forest Road)	US29	Four-lane	Escambia	\$73,072,000



Local or Alt Funded	Destin Cross Town Connector	Includes Azalea Drive, Legion Drive, Airport Road, the Airport Road Extension, and Commons Drive	SR293 (Danny Wuerffel Way)	Four lane Commons Drive and Airport Road, improvements on other portions	Okaloosa	\$12,480,000
Local or Alt Funded	SR 87	Whiting Field	Alabama State Line	Four-lane	Santa Rosa	\$150,686,720
Local or Alt Funded	US331 (Rock Hill)	Owl's Head	I-10	Passing Lanes – Rock Hill Area	Walton	\$1,261,8112
Local or Alt Funded	US331 (Sherwood Lane)	Owl's Head	I-10	Passing Lanes – Sherwood Lane Area	Walton	\$1,467,004
Local or Alt Funded	SR81	SR20	I-10	Realign SR81 at SR20 with CR3280	Walton	\$500,000
Local or Alt Funded	US90	Old US90 @ Glover Lane	Airport Road	Four-Lane	Santa Rosa	\$40,296,100
Toll or Alt Funded	Northwest Florida (3) Transportation Corridor Authority Bypass Project	SR87	SR77	Four-Lane	Santa Rosa/ Okaloosa/ Walton/ Bay	\$1,572,800,000

- (1) The Northwest Florida Regional TPO supports each of the following routes as a potential I-10 to I-65 Connector: US29, SR87, SR85 and US331 with emphasis on the widening of Alabama State Road 113. Since US29 is four lanes to the Alabama State Line, the widening of AL 113 would be the quickest and least costly way to achieve the first connector and improve regional public safety. The estimated cost of Connector in FL-AL TPO Long Range Plan is \$1,507,240,000. The estimated cost in O-W TPO Long Range Plan is \$719,160,000.
- (2) The segments of the Beltway Project may also be developed as Local or Alternative Revenue Projects.
- (3) The RTPO does not endorse the Bypass as the final solution for US98 and requests the Corridor Authority to retain as its primary focus improvements to US98 and close-proximity parallel roads that will relieve congestion on US98.

**APPENDIX G:**

**FUNDING SOURCE AND PHASE  
CODE DESCRIPTIONS**

**FUND SOURCE CODES [FEDERAL—NON-FEDERAL]**

---

**Fund Code Description**

ACBR	Advance Construction—Bridge Replacement	Federal
ACER	Advance Construction (ER)	Federal
ACI	Advance Construction National Highway	Federal
ACIM	Advance Construction	Federal
ACIR	Accelerated Interstate Rehabilitation	Federal
ACNH	Advance Construction National Highway	Federal
ACSA	Advance Construction STP (any area)	Federal
ACSU	Advance Construction STP (urban areas >200,000)	Federal
ACXA	Advance Construction (XA)	Federal
BA	Donor Bonus (any area)	Federal
BL	Donor Bonus (areas <200,000)	Federal
BNBR	Bridge Bond Funds	Non-Federal
BNCA	Bond/Controlled Access	Non-Federal
BNDS	State Bonds for ROW	Non-Federal
BNIR	Bonds (Interstate)	Non-Federal

## FUND SOURCE CODES [FEDERAL—NON-FEDERAL]

---

### Fund Code Description

BRAC	Bridge Replacement—On system	Federal
BRP	Bridge Replacement	Federal
BRRP	Bridge Repair and Rehabilitation (primary)	Federal
BRT	Federal Bridge Replacement (on system)	Federal
BRTD	Federal Discretionary Bridge Program	Federal
BRTZ	Federal Bridge Replacement (off system)	Federal
BU	Donor Bonus (urban areas >200,000)	Federal
BZAC	Bridge Replacement—Off system	Federal
D	Unrestricted State Funds	Non-Federal
DSB7	Mid-Bay Bridge Authority	Non-Federal
DC	State Funds (Preliminary Engineering Consultants)	Non-Federal
DDR	District Dedicated Revenue	Non-Federal
DI	State Funds (Inter and Intrastate Highways)	Non-Federal
DIH	State Funds for In-house Support	Non-Federal
DIRS	Advanced Acquisition for ROW	Non-Federal

**FUND SOURCE CODES [FEDERAL—NON-FEDERAL]**

---

**Fund Code Description**

DOC	District Oil Overcharge Funds	Non-Federal
DPE	State Funds for Construction and ROW	Non-Federal
DPTO	State Public Transportation Office	Non-Federal
DS	State Funds for Construction and ROW	Non-Federal
DSB9	Santa Rosa County	Non-Federal
DSBC	Garcon Point Bridge	Non-Federal
DU	State Primary Funds (Federal reimbursement)	Non-Federal
ER61	Hurricane Opal Emergency Relief	Federal
ER82	Hurricane Georges Emergency Relief	Federal
F330	Federal Earmark Funds	Federal
FAA	Federal Aviation Administration	Federal
FCO	Fixed Capital Outlay	Non-Federal
FHPP	Federal High Priority Projects	Federal
FTA	Federal Transit Administration	Federal
HEF	Hurricane Emergency Facilities	Federal
IM	Interstate Maintenance	Federal

## FUND SOURCE CODES [FEDERAL—NON-FEDERAL]

---

### Fund Code Description

IMAC	Interstate Maintenance	Federal
IVH	Intelligent Vehicle Highway System	Federal
LF	Local Funds	Non-Federal
LLST	Lillian Surface Transportation [also STPLL,STLLH]	Federal
MA	Minimum Allocation (any area)	Federal
MG	Minimum Guarantee	Federal
MGBP	Minimum Guarantee (Bridge Supplement)	Federal
MGNH	Minimum Guarantee for NH	Federal
ML	Minimum Allocation (areas <200,000)	Federal
MU	Minimum Allocation (areas >200,000)	Federal
NH	National Highways	Federal
NHAC	National Highway System	Federal
PLHD	Public Lands Highway Discretionary Program	Federal
PORT	Seaports	Federal
RED	Redistribution of FA	Federal

## FUND SOURCE CODES [FEDERAL—NON-FEDERAL]

---

### Fund Code Description

RRP	Rail/Highway Crossing Protective Devices	Federal
RRS	Rail/Highway Safety Hazard Elimination	Federal
S117	2005 Earmarks for Section 117	Federal
SA	Surface Transportation Program (any area)	Federal
SB	Scenic Byways	Federal
SE	Surface Transportation Enhancement Program	Federal
SH	Surface Transportation Hazard Elimination	Federal
SIS	Strategic Intermodal System	Federal
SL	Surface Transportation Program (areas <200,000)	Federal
SN	Surface Transportation Program Mandatory Non-Urban	Federal
SP	STP Railroad Protective Devices	Federal
SR	Railroad Hazard Elimination	Federal
SS	Surface Transportation Safety Improvement	Federal
STLLH	Surface Transportation Lillian [See also LLST and STPLL]	Federal
SU	Surface Transportation (urban areas >200,000)	Federal
TCSP	Transportation, Community, and Systems Preservation	Federal

## FUND SOURCE CODES [FEDERAL—NON-FEDERAL]

---

### Fund Code Description

TDDR	Transportation Disadvantaged—DDR Use	Non-Federal
TDTF	Transportation Disadvantaged Trust Fund	Non-Federal
TM09	Santa Rosa County	Non-Federal
TMBC	Garcon Point Bridge	Non-Federal
TO07	Mid Bay Bridge Authority	Non-Federal
TO09	Navarre Bridge	Non-Federal
TOBC	Garcon Point Bridge	Non-Federal
TOP	Transportation Outreach Program	Non-Federal
TRIP	Transportation Regional Incentive Program	Non-Federal
UMCP	Minimum Allocation (Consolidated Primary System)	Federal
UMM	Minimum Allocation (Federal Aid System)	Federal
UMRB	Minimum Allocation (Secondary System)	Federal
VPPP	Value Pricing Pilot Program	Federal
XA	Surface Transportation Regular Funds	Federal
XL	STP Areas (<200,000)	Federal
XU	STP Areas (>200,000)	Federal



## PHASE CODES

Phase Group	Description	Phase Type	Description
1	Planning (PLN)	1	In-house
2	PD & E (PD&E)	2	Consultant/Contractor
3	Preliminary Engineering (PE)	3	Purchase
4	Right of Way (ROW)	4	Grant
5	Construction (CST)	5	Relocate
6	Construction Support (CEI)	6	Utility
7	Maintenance (MAINT)	7	Railroad
8	Operations (OPS)	8	Other Agency
9	Capital (CAP)	9	Indirect Support
A	Administration (ADMIN)	A	Contract Incentive
B	Research (RES)	B	Service Contract
C	Environmental (ENVIR)		
D	Debris Removal (DR)		
E	Sign Repair (SR)		
F	Emergency Signal Replacement or Repair (ESR)		
G	Emergency Road Repair (ERR)		

## PHASE CODES

---

Phase Group	Description	Phase Type	Description
H	Emergency Bridge Repair (EBR)		
K	Emergency Facility Repair (EFR)		
L	Emergency Maintenance of Traffic and Service Patrol (EMT)		

**APPENDIX H:**

**FUNDING SOURCE LISTINGS,  
FINANCIAL SUMMARIES, AND  
CHARTS**

## Financial Summary of Federally Funded Categories

NOTE: \* FTA funds are not allocated to FDOT but directly to the implementing agencies

Funding Code	2009	2010	2011	2012	2013	Total
STPLL	40,802.0	40,802.0	40,802.0	40,802.0	40,802.0	204,010.00
<b>Total</b>	40,802.00	40,802.00	40,802.00	40,802.00	40,802.00	<b>204,010.00</b>

# Financial Summary of Non Federally Funded Categories

NOTE: \* FTA funds are not allocated to FDOT but directly to the implementing agencies

Funding Code	2009	2010	2011	2012	2013	Total
BNBR	9,495,024.0	0.0	0.0	0.0	0.0	9,495,024.00
BRRP	3,093,111.0	753,639.0	0.0	0.0	0.0	3,846,750.00
BRTZ	1,054,051.0	0.0	140,926.0	0.0	7,782,666.0	8,977,643.00
D	401,000.0	1,442,500.0	429,000.0	445,000.0	834,000.0	3,551,500.00
DDR	7,228,054.0	26,320,826.0	7,162,987.0	10,873,521.0	1,704,899.0	53,290,287.00
DI	1,135,050.0	5,954,360.0	0.0	11,424,600.0	0.0	18,514,010.00
DIH	607,926.0	504,442.0	518,910.0	1,199,085.0	0.0	2,830,363.00
DIS	1,000,000.0	0.0	0.0	0.0	0.0	1,000,000.00
DITS	5,570,000.0	5,000,500.0	2,604,500.0	2,604,500.0	2,605,000.0	18,384,500.00
DPTO	1,013,129.0	1,000,000.0	0.0	140.0	499,976.0	2,513,245.00
DS	10,160,271.0	20,000.0	2,370,528.0	4,530,876.0	0.0	17,081,675.00
DU	233,486.0	0.0	0.0	0.0	0.0	233,486.00
LF	4,857,482.0	2,257,211.0	2,279,482.0	2,327,417.0	2,330,525.0	14,052,117.00
SR2S	334,388.0	201,999.0	0.0	0.0	0.0	536,387.00
TDDR	49,688.0	48,623.0	48,623.0	48,623.0	48,623.0	244,180.00
TDTF	507,578.0	506,706.0	512,661.0	518,763.0	518,763.0	2,564,471.00
TRIP	2,016,000.0	0.0	0.0	0.0	0.0	2,016,000.00
<b>Total</b>	48,756,238.00	44,010,806.00	16,067,617.00	33,972,525.00	16,324,452.00	<b>159,131,638.00</b>

# Financial Summary of Federally Funded Categories

NOTE: \* FTA funds are not allocated to FDOT but directly to the implementing agencies

Funding Code	2009	2010	2011	2012	2013	Total
BRAC	352,980.0	23,613,277.0	0.0	0.0	0.0	23,966,257.00
BRRP	3,093,111.0	753,639.0	0.0	0.0	0.0	3,846,750.00
BRTZ	1,054,051.0	0.0	140,926.0	0.0	7,782,666.0	8,977,643.00
CM	0.0	926,454.0	565,000.0	400,000.0	675,000.0	2,566,454.00
DIS	1,000,000.0	0.0	0.0	0.0	0.0	1,000,000.00
EB	1,793,632.0	0.0	2,042,905.0	0.0	0.0	3,836,537.00
EBBP	0.0	0.0	0.0	0.0	0.0	0.00
FTA	4,759,771.0	4,444,000.0	4,444,000.0	4,544,000.0	4,644,000.0	22,835,771.00
HSP	668,777.0	1,754,080.0	547,224.0	0.0	0.0	2,970,081.00
PORT	286,545.0	0.0	0.0	0.0	0.0	286,545.00
SR2E	128,000.0	0.0	0.0	0.0	0.0	128,000.00
SR2S	334,388.0	201,999.0	0.0	0.0	0.0	536,387.00
USFW	25,001.0	0.0	0.0	0.0	0.0	25,001.00
XL	964,767.0	0.0	0.0	0.0	0.0	964,767.00
XU	2,693,634.0	644,442.0	1,876,000.0	3,644,694.0	6,479,408.0	15,338,178.00
<b>Total</b>	17,154,657.00	32,337,891.00	9,616,055.00	8,588,694.00	19,581,074.00	<b>87,278,371.00</b>

## Financial Summary of Non Federally Funded Categories

NOTE: \* FTA funds are not allocated to FDOT but directly to the implementing agencies

Funding Code	2009	2010	2011	2012	2013	Total
BNBR	1,428,500.0	2,100,000.0	0.0	23,296,618.0	0.0	26,825,118.00
BRRP	0.0	274,250.0	0.0	0.0	0.0	274,250.00
D	1,759,000.0	322,500.0	0.0	0.0	0.0	2,081,500.00
DDR	0.0	0.0	50,000.0	12,099,745.0	0.0	12,149,745.00
DI	0.0	3,704,800.0	0.0	0.0	0.0	3,704,800.00
DIH	164,418.0	522,934.0	303,126.0	272,305.0	0.0	1,262,783.00
DPTO	409,600.0	0.0	242,750.0	120,700.0	224,000.0	997,050.00
DS	10,904,760.0	821,804.0	2,670,722.0	0.0	0.0	14,397,286.00
DSBC	15,000.0	20,000.0	0.0	0.0	0.0	35,000.00
DU	142,993.0	0.0	0.0	0.0	0.0	142,993.00
GRSC	1,844,766.0	0.0	0.0	0.0	0.0	1,844,766.00
LF	894,499.0	34,887.0	110,063.0	183,249.0	56,000.0	1,278,698.00
TDDR	22,560.0	65,422.0	65,422.0	22,667.0	22,667.0	198,738.00
TDTF	305,874.0	311,650.0	315,993.0	320,444.0	320,444.0	1,574,405.00
TMBC	73,685.0	77,369.0	81,237.0	85,300.0	89,564.0	407,155.00
TOBC	1,152,925.0	1,208,014.0	1,264,004.0	1,320,924.0	1,378,803.0	6,324,670.00
<b>Total</b>	19,118,580.00	9,463,630.00	5,103,317.00	37,721,952.00	2,091,478.00	<b>73,498,957.00</b>

## Financial Summary of Federally Funded Categories

NOTE: \* FTA funds are not allocated to FDOT but directly to the implementing agencies

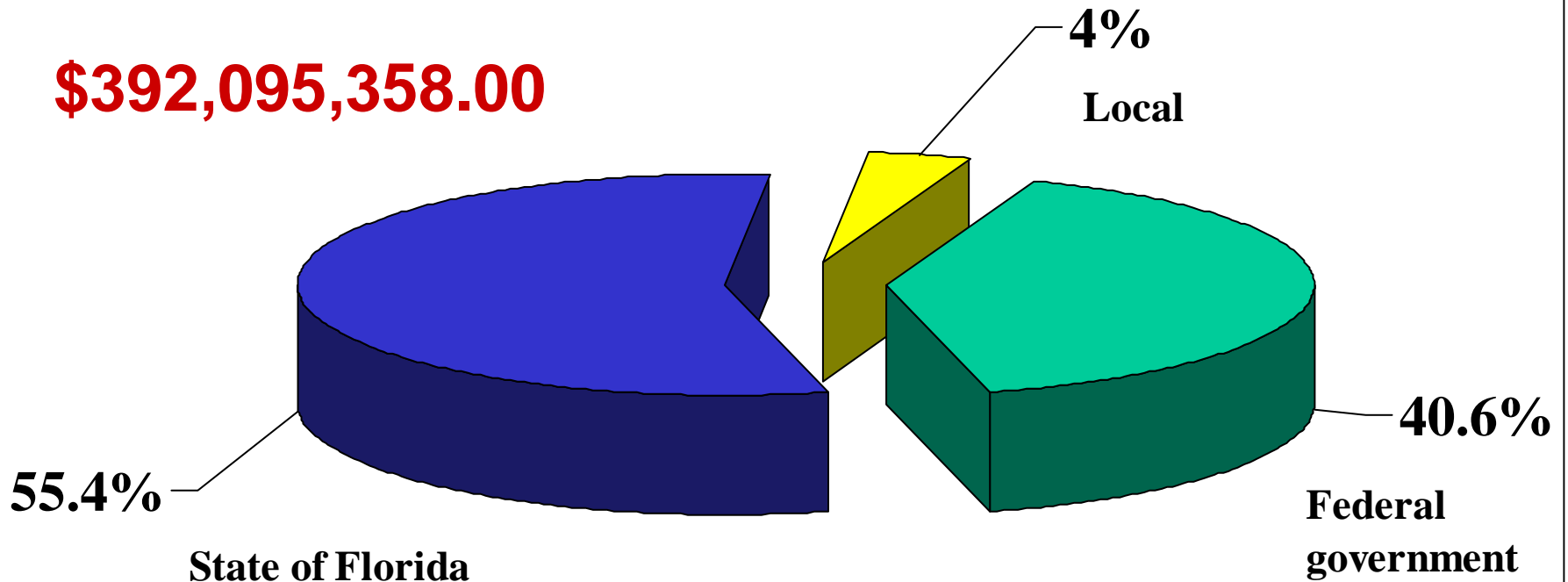
Funding Code	2009	2010	2011	2012	2013	Total
BRAC	0.0	0.0	2,022,179.0	10,710,514.0	8,688,070.0	21,420,763.00
BRRP	0.0	274,250.0	0.0	0.0	0.0	274,250.00
CM	0.0	0.0	0.0	0.0	75,000.0	75,000.00
EB	2,302,988.0	4,955,937.0	0.0	5,399,267.0	0.0	12,658,192.00
FAA	0.0	0.0	712,500.0	269,800.0	0.0	982,300.00
HPP	29,722.0	0.0	12,976,367.0	0.0	0.0	13,006,089.00
HSP	1,110,359.0	973,955.0	0.0	0.0	0.0	2,084,314.00
NHAC	0.0	0.0	0.0	8,450,000.0	0.0	8,450,000.00
S129	490,000.0	0.0	0.0	0.0	0.0	490,000.00
SE	0.0	678,900.0	0.0	0.0	0.0	678,900.00
XU	0.0	75,000.0	75,000.0	11,712,574.0	0.0	11,862,574.00
<b>Total</b>	3,933,069.00	6,958,042.00	15,786,046.00	36,542,155.00	8,763,070.00	<b>71,982,382.00</b>



# PRIMARY FUNDING SOURCES FY2009/13

Federal	\$ 159,464,763.00
State	217,299,780.00
Local	15,330,815.00
Total	\$392,095,358.00

**\$392,095,358.00**

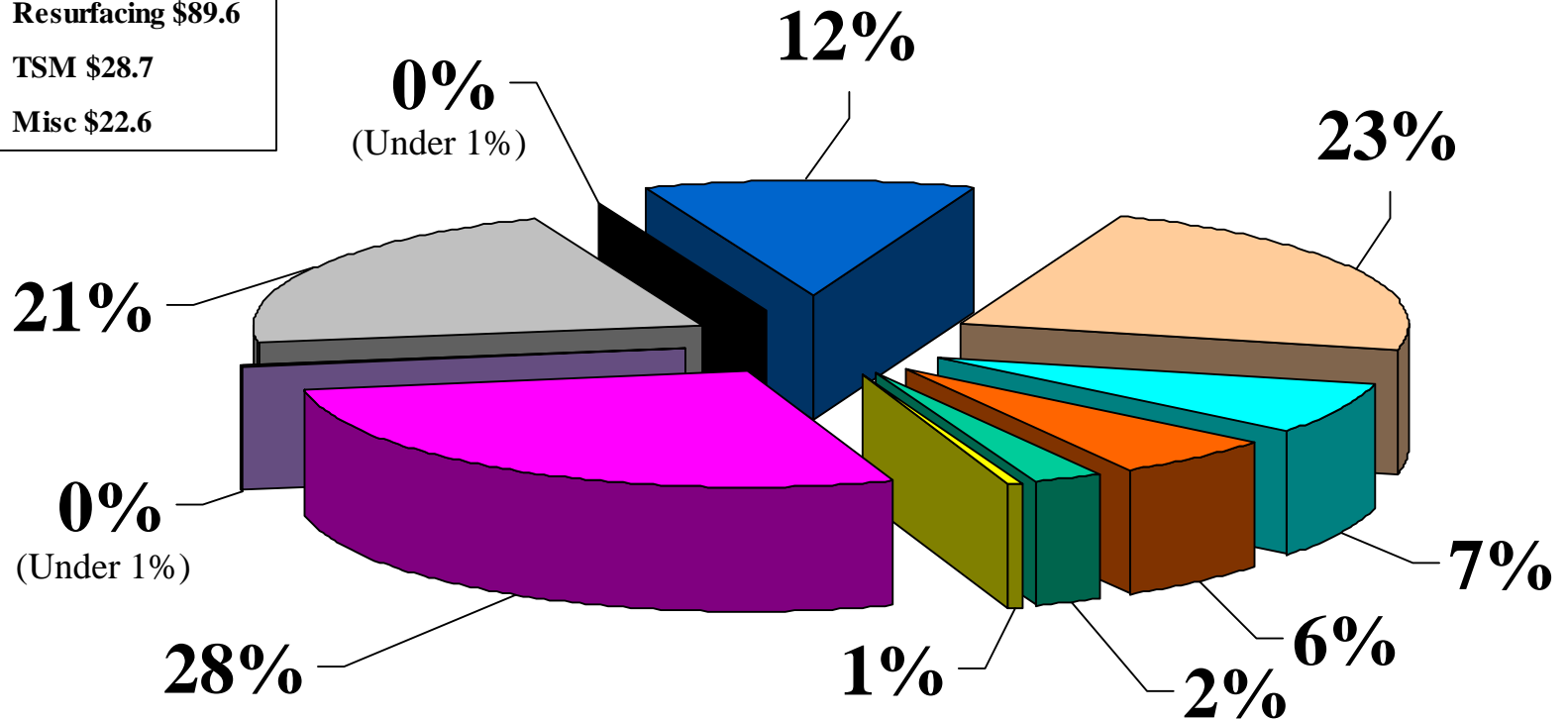


Millions of Dollars

- Aviation \$9.5
- Bike/Ped \$2.5
- Bridges \$108.8
- Enhancement \$1.3
- Capacity \$82.65
- Seaport \$.3
- Public Trans \$46.1
- Resurfacing \$89.6
- TSM \$28.7
- Misc \$22.6

# Funding Allocation Chart by Project Type FY2009/13

**\$392,095,358.00**



**APPENDIX I:**

**ALABAMA DEPARTMENT  
OF TRANSPORTATION  
AUTHORIZED PROJECTS**

ALABAMA DEPARTMENT OF TRANSPORTATION  
LONG RANGE BUDGET (REPORT 038) OPTION 2

F/A PROJECT NUMBER	COUNTY NAME	SCOPE	MODE	STATUS	LETTING / AUTHORIZED	PGM	FED	DISPLAYED IN THOUSANDS		
PROJECT NUMBER		LOCATION AND WORK	DESCRIPTION		COMPLETION DATE	ID	APPR	FEDERAL	STATE	TOTAL
COUNTY NAME: BALDWIN										
START DATE RANGE 07/01/2007 THRU 06/30/2008										
MISC. FEDERAL AID CATEGORY										
FTA SECTION 5307 PROGRAM										
FTA9-5307() 100051429	BALDWIN	TR	A	03/01/2008	10/01/2007	FTA9	TR07	\$58	\$0	\$72
SECTION 5307 PLANNING FUNDS FOR LILLIAN (UNC) UNCLASSIFIED						TOTAL		\$58	\$0	\$72
FUNDS LIMITED BY DESCRIPTION										
FTA9-5307() 100051428	BALDWIN	TR	A	03/01/2008	10/01/2007	FTA9	TR07	\$4	\$0	\$5
SECTION 5307 PREVENTIVE MAINTENANCE FOR LILLIAN, AL (UNC) UNCLASSIFIED						TOTAL		\$4	\$0	\$5
FUNDS LIMITED BY DESCRIPTION										
				NUMBER OF BRIDGES	TOTAL LENGTH					
				0	0.00					
FTA SECTION 5307 PROGRAM				0	0.00		\$62	\$0	\$77	
MISC. FEDERAL AID CATEGORY				0	0.00		\$62	\$0	\$77	
START DATE RANGE 07/01/2007 THRU 06/30/2008				0	0.00		\$62	\$0	\$77	
COUNTY NAME: BALDWIN				0	0.00		\$62	\$0	\$77	
GRAND TOTALS THIS REPORT:				0	0.00		\$62	\$0	\$77	